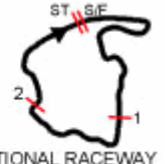


AMA PRO ROAD RACING
 SUZUKI WHITE LIGHTNING AMA PRO SUPERBIKE NATIONALS
 VIRGINIA INTERNATIONAL RACEWAY - ALTON, VA
 ROUND 14 OF 19 - AUGUST 13-15, 2010

5C



AMA Pro National Guard American SuperBike

VIRGINIA INTERNATIONAL RACEWAY

INDIVIDUAL TIMES - AMERICAN SUPERBIKE QUALIFYING 1

4 Josh Hayes
Yamaha YZF-R1

| LAP | SEG 1 | SEG 2 | SEG 3 | SPEED | LAPTIME |
|-------|-------------------|----------|----------|--------|----------|
| 1 | 45.916 | 25.864 | 20.054 | - | - |
| 2 | 42.387 | 25.398 | 19.503 | 166.87 | 1:27.288 |
| 3 | 41.522 | 25.469 | 19.446 | 166.01 | 1:26.438 |
| 4 | 41.758 | 25.401 | 19.616 | 167.19 | 1:26.774 |
| 5 | 41.713 | 25.332 | 19.440 | 181.72 | 1:26.485 |
| 6 | 8:31.378 | 8:13.595 | 8:06.627 | 165.77 | 9:16.283 |
| 7 | 41.357 | 25.057 | 19.298 | 164.65 | 1:25.712 |
| 8 | 42.311 | 26.718 | 20.031 | 167.07 | 1:29.060 |
| 9 | 5:15.463 | 4:56.952 | 4:48.273 | 162.30 | 6:00.006 |
| 10 | 40.978 | 24.926 | 19.199 | 173.36 | 1:25.104 |
| 11 | 41.371 | 25.014 | 19.189 | 165.77 | 1:25.574 |
| 12 | 41.322 | 25.099 | 19.265 | 167.73 | 1:25.687 |
| 13 | 41.401 | 25.004 | 19.192 | 165.69 | 1:25.596 |
| 14 | 4:56.898 | 4:40.321 | 4:34.145 | 168.18 | 5:42.265 |
| 15 | 41.577 | 25.302 | 19.464 | 164.41 | 1:26.343 |
| 16 | 41.441 | 25.325 | 19.337 | 167.11 | 1:26.103 |
| AVG | 41.595 | 25.378 | 19.464 | 167.59 | 1:26.347 |
| IDEAL | 40.978 | 24.926 | 19.189 | 181.72 | 1:25.093 |

9 Eric Haugo
Suzuki GSX-R1000

| LAP | SEG 1 | SEG 2 | SEG 3 | SPEED | LAPTIME |
|-------|-------------------|--------|--------|--------|----------|
| 1 | 48.241 | 27.515 | 20.726 | - | - |
| 2 | 44.617 | 26.908 | 20.448 | 155.67 | 1:31.972 |
| 3 | 44.136 | 26.792 | 20.390 | 162.73 | 1:31.317 |
| 4 | 44.030 | 26.658 | 20.235 | 159.49 | 1:30.923 |
| AVG | 44.261 | 26.968 | 20.450 | 159.30 | 1:31.404 |
| IDEAL | 44.030 | 26.658 | 20.235 | 162.73 | 1:30.923 |

18 Chris Ulrich
Suzuki GSX-R1000

| LAP | SEG 1 | SEG 2 | SEG 3 | SPEED | LAPTIME |
|-------|-------------------|----------|----------|--------|----------|
| 1 | 46.608 | 26.384 | 20.224 | - | - |
| 2 | 42.836 | 26.375 | 19.709 | 165.61 | 1:28.919 |
| 3 | 42.221 | 25.606 | 19.775 | 163.47 | 1:27.602 |
| 4 | 3:52.026 | 3:35.588 | 3:08.123 | 163.98 | 4:37.871 |
| 5 | 42.294 | 25.681 | 19.766 | 162.53 | 1:27.741 |
| 6 | 42.390 | 25.736 | 19.735 | 161.49 | 1:27.861 |
| 7 | 8:35.275 | 8:16.664 | 8:07.763 | 161.42 | 9:20.872 |
| 8 | 42.267 | 25.465 | 19.865 | 162.30 | 1:27.598 |
| 9 | 42.210 | 25.375 | 19.943 | 163.54 | 1:27.528 |
| 10 | 6:04.514 | 5:46.642 | 5:39.122 | 163.54 | 6:50.285 |
| 11 | 42.191 | 25.514 | 19.802 | 161.00 | 1:27.507 |
| 12 | 41.961 | 25.287 | 19.745 | 162.11 | 1:26.993 |
| 13 | 42.035 | 25.445 | 19.808 | 162.03 | 1:27.287 |
| 14 | 42.059 | 25.623 | 19.792 | 161.99 | 1:27.474 |
| AVG | 42.246 | 25.681 | 19.833 | 162.69 | 1:27.651 |
| IDEAL | 41.961 | 25.287 | 19.709 | 165.61 | 1:26.956 |

21 John Hopkins
Suzuki GSX-R1000

| LAP | SEG 1 | SEG 2 | SEG 3 | SPEED | LAPTIME |
|-----|-------------------|--------|--------|-------|---------|
| 1 | 48.698 | 27.791 | 20.907 | - | - |

| | | | | | |
|-------|-----------|-----------|-----------|--------|-----------|
| 2 | 43.262 | 26.065 | 20.193 | 164.33 | 1:29.521 |
| 3 | 47.187 | 26.019 | 20.187 | 161.61 | 1:33.394 |
| 4 | 42.166 | 25.591 | 19.865 | 163.54 | 1:27.622 |
| 5 | 47.844 | 27.407 | 20.471 | 162.92 | 1:35.722 |
| 6 | 41.998 | 25.910 | 19.897 | 164.49 | 1:27.804 |
| 7 | 41.787 | 25.653 | 19.986 | 162.88 | 1:27.425 |
| 8 | 12:00.142 | 11:38.572 | 11:30.826 | 163.66 | 12:46.965 |
| 9 | 42.561 | 25.388 | 19.837 | 160.13 | 1:27.787 |
| 10 | 41.886 | 25.379 | 19.785 | 173.80 | 1:27.049 |
| 11 | 41.648 | 25.098 | 19.563 | 164.73 | 1:26.310 |
| 12 | 41.613 | 25.181 | 19.649 | 164.21 | 1:26.443 |
| 13 | 49.746 | 27.478 | 22.793 | 164.21 | 1:40.017 |
| 14 | 5:55.842 | 5:39.471 | 5:15.615 | 166.46 | 6:42.647 |
| 15 | 41.827 | 25.388 | 19.573 | 162.96 | 1:26.788 |
| AVG | 43.599 | 26.030 | 20.207 | 164.28 | 1:29.646 |
| IDEAL | 41.613 | 25.098 | 19.563 | 173.80 | 1:26.275 |

22 Tommy Hayden
Suzuki GSX-R1000

| LAP | SEG 1 | SEG 2 | SEG 3 | SPEED | LAPTIME |
|-------|-------------------|----------|----------|--------|----------|
| 1 | 46.523 | 26.521 | 20.002 | - | - |
| 2 | 42.799 | 25.807 | 19.633 | 165.37 | 1:28.238 |
| 3 | 41.906 | 25.313 | 19.413 | 166.50 | 1:26.632 |
| 4 | 48.459 | 26.480 | 19.452 | 166.22 | 1:34.391 |
| 5 | 41.533 | 25.088 | 19.285 | 182.50 | 1:25.905 |
| 6 | 5:33.337 | 5:13.925 | 5:06.962 | 168.81 | 6:19.597 |
| 7 | 42.525 | 25.565 | 19.669 | 162.18 | 1:27.759 |
| 8 | 41.941 | 25.306 | 19.556 | 164.06 | 1:26.803 |
| 9 | 41.810 | 25.223 | 20.113 | 162.84 | 1:27.146 |
| 10 | 42.703 | 28.004 | 19.934 | 161.30 | 1:30.641 |
| 11 | 44.338 | 31.874 | 19.778 | 165.89 | 1:35.989 |
| 12 | 41.660 | 25.192 | 20.264 | 165.01 | 1:27.116 |
| 13 | 4:59.338 | 4:37.157 | 4:29.289 | 152.02 | 5:44.891 |
| 14 | 42.019 | 25.210 | 19.566 | 162.96 | 1:26.795 |
| 15 | 41.345 | 24.956 | 19.416 | 163.82 | 1:25.718 |
| 16 | 4:20.785 | 4:01.263 | 3:54.345 | 162.07 | 5:06.725 |
| 17 | 42.266 | 25.338 | 19.532 | 163.82 | 1:27.136 |
| 18 | 41.505 | 24.963 | 19.328 | 165.53 | 1:25.796 |
| 19 | 41.546 | 25.032 | 19.365 | 164.49 | 1:25.943 |
| AVG | 42.557 | 25.600 | 19.644 | 164.74 | 1:28.134 |
| IDEAL | 41.345 | 24.956 | 19.285 | 182.50 | 1:25.586 |

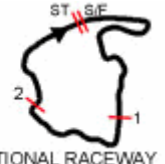
23 Aaron Yates
Suzuki GSX-R1000

| LAP | SEG 1 | SEG 2 | SEG 3 | SPEED | LAPTIME |
|-----|-------------------|-----------|-----------|--------|-----------|
| 1 | 46.989 | 26.649 | 20.340 | - | - |
| 2 | 43.429 | 26.038 | 20.132 | 160.05 | 1:29.599 |
| 3 | 43.378 | 25.873 | 19.936 | 170.45 | 1:29.187 |
| 4 | 42.650 | 25.747 | 19.850 | 160.54 | 1:28.247 |
| 5 | 42.449 | 25.754 | 19.888 | 160.96 | 1:28.092 |
| 6 | 42.423 | 25.736 | 19.972 | 159.68 | 1:28.131 |
| 7 | 42.330 | 25.706 | 19.967 | 159.45 | 1:28.003 |
| 8 | 42.429 | 25.607 | 19.978 | 160.69 | 1:28.014 |
| 9 | 42.577 | 25.439 | 19.876 | 159.68 | 1:27.892 |
| 10 | 12:24.631 | 12:03.915 | 11:54.287 | 159.68 | 13:11.269 |
| 11 | 42.485 | 25.820 | 20.239 | 158.08 | 1:28.544 |

P - lap ended in the pits - lap ended on a red flag Average laptime is the average of laptimes within 120% of the rider's fastest lap in this session

AMA PRO ROAD RACING
 SUZUKI WHITE LIGHTNING AMA PRO SUPERBIKE NATIONALS
 VIRGINIA INTERNATIONAL RACEWAY - ALTON, VA
 ROUND 14 OF 19 - AUGUST 13-15, 2010

5C



AMA Pro National Guard American SuperBike

VIRGINIA INTERNATIONAL RACEWAY

INDIVIDUAL TIMES - AMERICAN SUPERBIKE QUALIFYING 1

23 Aaron Yates
Suzuki GSX-R1000

| LAP | SEG 1 | SEG 2 | SEG 3 | SPEED | LAPTIME |
|-------|----------|----------|----------|--------|----------|
| 12 | 42.586 | 25.682 | 20.070 | 158.53 | 1:28.339 |
| 13 | 5:15.449 | 5:04.658 | 4:20.757 | 161.15 | 6:07.428 |
| 14 | 44.289 | 34.834 | 22.015 | 160.73 | 1:41.138 |
| AVG | 43.438 | 25.682 | 21.043 | 160.14 | 1:34.738 |
| IDEAL | 42.330 | 25.439 | 19.850 | 170.45 | 1:27.619 |

32 Eric Bostrom
Suzuki GSX-R1000

| LAP | SEG 1 | SEG 2 | SEG 3 | SPEED | LAPTIME |
|-------|-------------------|----------|----------|--------|----------|
| 1 | 46.557 | 26.328 | 20.229 | - | - |
| 2 | 42.907 | 25.501 | 19.915 | 161.57 | 1:28.323 |
| 3 | 41.969 | 25.358 | 19.695 | 170.41 | 1:27.022 |
| 4 | 4:07.828 | 3:51.451 | 3:45.336 | 166.09 | 4:53.478 |
| 5 | 42.236 | 25.677 | 19.982 | 164.89 | 1:27.895 |
| 6 | 41.953 | 46.219 | 20.068 | 163.86 | 1:48.241 |
| 7 | 3:21.601 | 3:05.236 | 2:59.806 | 163.58 | 4:07.273 |
| 8 | 42.005 | 25.314 | 19.867 | 163.94 | 1:27.186 |
| 9 | 41.823 | 25.327 | 19.750 | 163.62 | 1:26.900 |
| 10 | 5:37.299 | 5:16.562 | 5:10.376 | 163.23 | 6:22.997 |
| 11 | 5:25.435 | 5:18.209 | 4:55.653 | 171.14 | 6:21.748 |
| 12 | 43.431 | 25.589 | 19.883 | 156.13 | 1:28.903 |
| 13 | 41.778 | 25.595 | 20.038 | 163.39 | 1:27.411 |
| 14 | 41.616 | 25.441 | 19.861 | 163.82 | 1:26.918 |
| 15 | 55.967 | 25.795 | 19.782 | 165.17 | 1:41.544 |
| 16 | 41.819 | 45.702 | 19.932 | 164.57 | 1:47.453 |
| AVG | 42.154 | 25.593 | 19.917 | 164.36 | 1:29.122 |
| IDEAL | 41.616 | 25.314 | 19.695 | 171.14 | 1:26.626 |

44 Taylor Knapp
Suzuki GSX-R1000

| LAP | SEG 1 | SEG 2 | SEG 3 | SPEED | LAPTIME |
|-------|-------------------|----------|----------|--------|----------|
| 1 | 46.781 | 27.796 | 20.985 | - | - |
| 2 | 42.656 | 25.538 | 19.514 | 161.15 | 1:27.708 |
| 3 | 42.245 | 25.352 | 19.490 | 167.69 | 1:27.087 |
| 4 | 42.032 | 25.343 | 19.433 | 169.10 | 1:26.808 |
| 5 | 42.156 | 25.355 | 19.483 | 182.79 | 1:26.994 |
| 6 | 41.984 | 25.391 | 19.514 | 164.89 | 1:26.889 |
| 7 | 2:41.909 | 2:21.920 | 2:13.808 | 164.41 | 3:27.330 |
| 8 | 6:36.546 | 6:26.782 | 6:20.222 | 164.81 | 7:29.332 |
| 9 | 42.100 | 25.749 | 19.669 | 162.49 | 1:27.518 |
| 10 | 41.969 | 25.312 | 19.629 | 163.43 | 1:26.910 |
| 11 | 42.053 | 25.504 | 19.594 | 164.14 | 1:27.151 |
| 12 | 43.048 | 25.478 | 19.620 | 164.33 | 1:28.146 |
| 13 | 42.196 | 25.417 | 19.626 | 176.59 | 1:27.239 |
| 14 | 4:58.843 | 4:41.926 | 4:35.747 | 163.47 | 5:43.734 |
| 15 | 41.654 | 25.274 | 19.545 | 162.57 | 1:26.472 |
| 16 | 41.690 | 25.248 | 19.499 | 162.88 | 1:26.437 |
| 17 | 41.320 | 25.117 | 19.531 | 163.08 | 1:25.967 |
| 18 | 41.548 | 25.189 | 19.486 | 163.82 | 1:26.223 |
| 19 | 41.751 | 25.253 | 19.585 | 165.45 | 1:26.588 |
| AVG | 42.027 | 25.520 | 19.638 | 165.95 | 1:26.942 |
| IDEAL | 41.320 | 25.117 | 19.433 | 182.79 | 1:25.870 |

45 Brett McCormick
Suzuki GSX-R1000

| LAP | SEG 1 | SEG 2 | SEG 3 | SPEED | LAPTIME |
|-------|-------------------|-----------|-----------|--------|-----------|
| 1 | 46.293 | 27.639 | 20.654 | - | - |
| 2 | 43.967 | 26.299 | 20.210 | 163.82 | 1:30.476 |
| 3 | 42.898 | 26.065 | 20.051 | 159.42 | 1:29.015 |
| 4 | 42.676 | 26.127 | 20.044 | 173.45 | 1:28.846 |
| 5 | 42.686 | 25.652 | 19.981 | 158.34 | 1:28.319 |
| 6 | 11:05.396 | 10:48.087 | 10:41.509 | 162.22 | 11:54.160 |
| 7 | 43.091 | 26.161 | 20.264 | 159.60 | 1:29.517 |
| 8 | 42.536 | 25.817 | 19.919 | 161.68 | 1:28.272 |
| 9 | 42.416 | 25.620 | 19.768 | 161.19 | 1:27.805 |
| 10 | 42.365 | 26.022 | 19.913 | 164.17 | 1:28.300 |
| 11 | 7:38.745 | 7:17.158 | 7:10.682 | 172.48 | 8:25.540 |
| 12 | 42.684 | 25.564 | 19.998 | 159.60 | 1:28.246 |
| 13 | 42.239 | 25.636 | 19.805 | 162.14 | 1:27.681 |
| 14 | 42.258 | 25.672 | 19.838 | 164.49 | 1:27.769 |
| 15 | 42.124 | 25.705 | 19.897 | 164.61 | 1:27.726 |
| AVG | 42.662 | 25.998 | 20.026 | 163.37 | 1:28.498 |
| IDEAL | 42.124 | 25.564 | 19.768 | 173.45 | 1:27.456 |

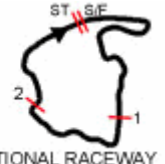
48 Chris Clark
Yamaha YZF-R1

| LAP | SEG 1 | SEG 2 | SEG 3 | SPEED | LAPTIME |
|-------|-------------------|-----------|-----------|--------|-----------|
| 1 | 46.315 | 26.400 | 19.916 | - | - |
| 2 | 43.376 | 25.971 | 19.875 | 166.99 | 1:29.221 |
| 3 | 42.834 | 25.788 | 19.781 | 164.57 | 1:28.402 |
| 4 | 44.322 | 25.773 | 19.781 | 164.97 | 1:29.876 |
| 5 | 42.699 | 25.828 | 19.773 | 182.16 | 1:28.300 |
| 6 | 51.832 | 33.987 | 24.372 | 165.93 | 1:50.191 |
| 7 | 42.998 | 25.818 | 19.822 | 164.89 | 1:28.638 |
| 8 | 42.577 | 25.700 | 19.580 | 164.89 | 1:27.857 |
| 9 | 18:30.122 | 18:13.152 | 18:03.603 | 166.34 | 19:16.348 |
| 10 | 42.869 | 25.842 | 19.813 | 165.29 | 1:28.525 |
| 11 | 42.743 | 25.579 | 19.727 | 163.86 | 1:28.048 |
| 12 | 3:06.696 | 2:53.229 | 2:45.530 | 164.97 | 3:56.414 |
| AVG | 43.052 | 25.855 | 19.785 | 166.81 | 1:28.608 |
| IDEAL | 42.577 | 25.579 | 19.580 | 182.16 | 1:27.736 |

54 Jake Zemke
Suzuki GSX-R1000

| LAP | SEG 1 | SEG 2 | SEG 3 | SPEED | LAPTIME |
|-----|-------------------|-----------|-----------|--------|-----------|
| 1 | 46.608 | 26.526 | 20.082 | - | - |
| 2 | 42.731 | 25.748 | 19.590 | 165.65 | 1:28.069 |
| 3 | 42.149 | 25.374 | 19.533 | 171.27 | 1:27.056 |
| 4 | 42.635 | 25.422 | 19.764 | 168.56 | 1:27.821 |
| 5 | 42.007 | 25.310 | 19.697 | 182.84 | 1:27.013 |
| 6 | 42.077 | 25.575 | 19.589 | 168.06 | 1:27.241 |
| 7 | 14:08.669 | 13:51.954 | 13:46.046 | 169.73 | 14:54.392 |
| 8 | 41.878 | 25.253 | 19.794 | 166.14 | 1:26.925 |
| 9 | 41.799 | 25.390 | 19.616 | 165.97 | 1:26.805 |
| 10 | 41.827 | 25.338 | 19.684 | 166.54 | 1:26.849 |
| 11 | 8:55.798 | 8:38.633 | 8:32.254 | 164.41 | 9:41.031 |
| 12 | 41.929 | 25.239 | 19.669 | 165.69 | 1:26.836 |
| 13 | 41.971 | 25.622 | 19.706 | 165.33 | 1:27.300 |

P - lap ended in the pits **R** - lap ended on a red flag Average laptime is the average of laptimes within 120% of the rider's fastest lap in this session



AMA Pro National Guard American SuperBike

VIRGINIA INTERNATIONAL RACEWAY

INDIVIDUAL TIMES - AMERICAN SUPERBIKE QUALIFYING 1

| | | | | | |
|-------|--------|--------|--------|--------|----------|
| AVG | 42.100 | 25.527 | 19.702 | 168.35 | 1:27.191 |
| IDEAL | 41.799 | 25.239 | 19.533 | 182.84 | 1:26.571 |

63 Skip Salenius
Yamaha YZF-R1

| LAP | SEG 1 | SEG 2 | SEG 3 | SPEED | LAPTIME |
|-------|-------------------|--------|--------|--------|----------|
| 1 | 48.376 | 27.567 | 20.810 | - | - |
| 2 | 43.931 | 26.359 | 20.434 | 155.28 | 1:30.724 |
| 3 | 43.656 | 26.242 | 20.298 | 161.57 | 1:30.195 |
| 4 | 43.923 | 26.450 | 20.457 | 157.39 | 1:30.830 |
| 5 | 43.934 | 26.374 | 20.496 | 168.93 | 1:30.804 |
| 6 | 43.869 | 26.371 | 20.505 | 156.74 | 1:30.744 |
| AVG | 43.862 | 26.560 | 20.500 | 159.98 | 1:30.659 |
| IDEAL | 43.656 | 26.242 | 20.298 | 168.93 | 1:30.195 |

64 Shane Narbonne
Suzuki GSX-R1000

| LAP | SEG 1 | SEG 2 | SEG 3 | SPEED | LAPTIME |
|-------|-------------------|-----------|-----------|--------|-----------|
| 1 | 47.051 | 26.434 | 20.617 | - | - |
| 2 | 43.518 | 25.608 | 20.412 | 155.45 | 1:29.539 |
| 3 | 43.585 | 25.715 | 20.203 | 161.30 | 1:29.503 |
| 4 | 4:21.400 | 4:04.427 | 3:58.391 | 155.88 | 5:07.618 |
| 5 | 42.947 | 25.663 | 20.134 | 155.35 | 1:28.744 |
| 6 | 4:08.096 | 3:50.655 | 3:42.808 | 153.36 | 4:54.319 |
| 7 | 42.929 | 25.677 | 20.230 | 154.36 | 1:28.836 |
| 8 | 43.047 | 25.572 | 20.144 | 154.43 | 1:28.763 |
| 9 | 42.956 | 25.673 | 20.263 | 155.13 | 1:28.892 |
| 10 | 13:54.722 | 13:37.282 | 13:31.214 | 156.24 | 14:41.314 |
| 11 | 42.710 | 25.545 | 20.177 | 154.29 | 1:28.432 |
| 12 | 42.520 | 25.493 | 19.854 | 157.46 | 1:27.867 |
| AVG | 43.026 | 25.709 | 20.226 | 155.75 | 1:28.822 |
| IDEAL | 42.520 | 25.493 | 19.854 | 161.30 | 1:27.867 |

72 Larry Pegram
Ducati 1098R

| LAP | SEG 1 | SEG 2 | SEG 3 | SPEED | LAPTIME |
|-------|-------------------|----------|----------|--------|----------|
| 1 | 47.143 | 26.687 | 20.456 | - | - |
| 2 | 42.306 | 25.578 | 19.613 | 160.31 | 1:27.496 |
| 3 | 42.116 | 25.350 | 19.577 | 163.90 | 1:27.043 |
| 4 | 41.850 | 25.254 | 19.533 | 166.18 | 1:26.637 |
| 5 | 4:43.049 | 4:23.497 | 4:14.815 | 179.38 | 5:29.025 |
| 6 | 41.655 | 25.188 | 19.643 | 163.51 | 1:26.487 |
| 7 | 46.352 | 26.969 | 19.760 | 163.78 | 1:33.082 |
| 8 | 8:27.189 | 6:57.365 | 6:37.504 | 163.15 | 9:13.998 |
| 9 | 5:06.161 | 4:50.875 | 4:44.984 | 161.68 | 5:53.363 |
| 10 | 41.929 | 25.334 | 19.905 | 164.81 | 1:27.167 |
| 11 | 41.704 | 25.123 | 19.693 | 164.14 | 1:26.519 |
| 12 | 1:11.667 | 26.569 | 19.757 | 162.42 | 1:57.992 |
| 13 | 41.714 | 25.216 | 19.582 | 162.42 | 1:26.513 |
| 14 | 46.444 | 30.220 | 20.182 | 163.82 | 1:36.845 |
| 15 | 46.329 | 27.893 | 19.811 | 158.86 | 1:34.033 |
| 16 | 41.890 | 25.317 | 19.577 | 163.78 | 1:26.784 |
| AVG | 43.117 | 25.873 | 19.776 | 164.14 | 1:28.964 |
| IDEAL | 41.655 | 25.123 | 19.533 | 179.38 | 1:26.311 |

99 Geoff May
Buell 1125RR

| LAP | SEG 1 | SEG 2 | SEG 3 | SPEED | LAPTIME |
|-------|-------------------|-----------|----------|--------|-----------|
| 1 | 45.165 | 2:40.069 | 2:33.354 | - | - |
| 2 | 42.133 | 25.324 | 19.610 | 160.92 | 1:27.067 |
| 3 | 41.893 | 25.250 | 19.568 | 176.04 | 1:26.711 |
| 4 | 10:22.555 | 10:01.414 | 9:53.240 | 162.34 | 11:08.578 |
| 5 | 7:24.433 | 7:02.515 | 6:51.105 | 158.78 | 8:11.062 |
| 6 | 41.940 | 25.164 | 19.643 | 168.56 | 1:26.748 |
| 7 | 41.864 | 25.069 | 19.692 | 159.94 | 1:26.624 |
| 8 | 42.213 | 25.250 | 19.801 | 159.38 | 1:27.264 |
| 9 | 4:07.959 | 3:48.244 | 3:40.727 | 158.60 | 4:53.427 |
| 10 | 41.711 | 24.923 | 19.487 | 159.01 | 1:26.121 |
| 11 | 41.637 | 25.162 | 19.517 | 160.31 | 1:26.316 |
| AVG | 41.913 | 25.163 | 19.617 | 162.39 | 1:26.693 |
| IDEAL | 41.637 | 24.923 | 19.487 | 176.04 | 1:26.047 |

101 Jordan Szoke
Honda CBR1000RR

| LAP | SEG 1 | SEG 2 | SEG 3 | SPEED | LAPTIME |
|-------|-------------------|----------|----------|--------|----------|
| 1 | 48.320 | 27.598 | 20.722 | - | - |
| 2 | 44.260 | 26.491 | 20.173 | 158.97 | 1:30.924 |
| 3 | 43.313 | 25.805 | 20.063 | 160.01 | 1:29.180 |
| 4 | 43.098 | 25.911 | 19.964 | 159.45 | 1:28.973 |
| 5 | 42.526 | 25.812 | 19.941 | 175.82 | 1:28.279 |
| 6 | 8:47.062 | 8:28.762 | 8:21.509 | 161.68 | 9:35.201 |
| 7 | 4:54.231 | 4:37.133 | 4:25.731 | 158.08 | 5:41.185 |
| 8 | 43.253 | 25.921 | 20.064 | 159.60 | 1:29.238 |
| 9 | 42.842 | 25.959 | 20.094 | 160.35 | 1:28.895 |
| 10 | 8:20.310 | 7:59.284 | 7:51.008 | 165.69 | 9:06.901 |
| 11 | 43.059 | 25.895 | 20.071 | 158.93 | 1:29.025 |
| AVG | 43.193 | 26.174 | 20.137 | 161.86 | 1:29.216 |
| IDEAL | 42.526 | 25.805 | 19.941 | 175.82 | 1:28.272 |

111 Kenny Rodriguez
Yamaha YZF-R1

| LAP | SEG 1 | SEG 2 | SEG 3 | SPEED | LAPTIME |
|-------|-------------------|-----------|-----------|--------|-----------|
| 1 | 48.077 | 27.192 | 20.886 | - | - |
| 2 | 44.690 | 26.934 | 20.551 | 159.08 | 1:32.175 |
| 3 | 44.232 | 26.665 | 20.668 | 154.05 | 1:31.565 |
| 4 | 43.900 | 26.599 | 20.785 | 156.52 | 1:31.284 |
| 5 | 11:08.004 | 10:51.203 | 10:44.668 | 170.07 | 11:56.005 |
| 6 | 43.600 | 27.310 | 20.697 | 155.31 | 1:31.607 |
| 7 | 43.265 | 26.543 | 20.673 | 153.77 | 1:30.482 |
| 8 | 3:33.973 | 3:17.111 | 3:10.926 | 155.88 | 4:21.336 |
| 9 | 43.817 | 26.592 | 20.599 | 164.10 | 1:31.008 |
| 10 | 43.197 | 26.609 | 20.382 | 155.70 | 1:30.187 |
| AVG | 43.814 | 26.805 | 20.655 | 158.28 | 1:31.187 |
| IDEAL | 43.197 | 26.543 | 20.382 | 170.07 | 1:30.122 |

155 Ben Bostrom
Yamaha YZF-R1

| LAP | SEG 1 | SEG 2 | SEG 3 | SPEED | LAPTIME |
|-----|-------------------|--------|--------|--------|----------|
| 1 | 46.408 | 26.258 | 20.151 | - | - |
| 2 | 50.336 | 26.199 | 19.833 | 161.88 | 1:36.369 |
| 3 | 41.872 | 25.062 | 19.509 | 163.51 | 1:26.443 |

P - lap ended in the pits - lap ended on a red flag Average laptime is the average of laptimes within 120% of the rider's fastest lap in this session

AMA PRO ROAD RACING
 SUZUKI WHITE LIGHTNING AMA PRO SUPERBIKE NATIONALS
 VIRGINIA INTERNATIONAL RACEWAY - ALTON, VA
 ROUND 14 OF 19 - AUGUST 13-15, 2010

5C



VIRGINIA INTERNATIONAL RACEWAY

AMA Pro National Guard American SuperBike

INDIVIDUAL TIMES - AMERICAN SUPERBIKE QUALIFYING 1

155 Ben Bostrom
 Yamaha YZF-R1

| LAP | SEG 1 | SEG 2 | SEG 3 | SPEED | LAPTIME |
|-------|----------|----------|----------|--------|----------|
| 4 | 1:12.955 | 26.526 | 19.808 | 165.61 | 1:59.288 |
| 5 | 41.649 | 25.042 | 19.531 | 163.78 | 1:26.221 |
| 6 | 7:16.111 | 7:00.206 | 6:54.398 | 164.61 | 8:03.171 |
| 7 | 43.349 | 25.707 | 19.659 | 157.35 | 1:28.714 |
| 8 | 41.351 | 24.976 | 19.441 | 161.95 | 1:25.768 |
| 9 | 45.218 | 27.629 | 19.693 | 164.73 | 1:32.540 |
| 10 | 41.341 | 24.934 | 19.337 | 164.02 | 1:25.612 |
| 11 | 43.005 | 26.181 | 19.905 | 164.29 | 1:29.091 |
| 12 | 41.490 | 24.915 | 19.390 | 164.53 | 1:25.794 |
| 13 | 5:53.656 | 5:36.486 | 5:29.938 | 165.17 | 6:39.738 |
| 14 | 42.098 | 25.385 | 19.607 | 160.28 | 1:27.090 |
| 15 | 44.156 | 25.372 | 19.619 | 161.99 | 1:29.147 |
| 16 | 41.320 | 24.844 | 19.433 | 162.80 | 1:25.596 |
| 17 | 48.264 | 27.336 | 19.928 | 162.14 | 1:35.527 |
| 18 | 41.446 | 26.708 | 19.877 | 164.37 | 1:28.031 |
| 19 | 41.261 | 25.012 | 19.481 | 164.61 | 1:25.753 |
| AVG | 42.765 | 25.755 | 19.622 | 163.26 | 1:28.068 |
| IDEAL | 41.261 | 24.844 | 19.337 | 165.61 | 1:25.441 |