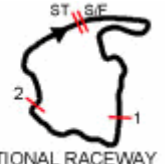


AMA PRO ROAD RACING  
 SUZUKI WHITE LIGHTNING AMA PRO SUPERBIKE NATIONALS  
 VIRGINIA INTERNATIONAL RACEWAY - ALTON, VA  
 ROUND 14 OF 19 - AUGUST 13-15, 2010

9C



AMA Pro National Guard American SuperBike

VIRGINIA INTERNATIONAL RACEWAY

INDIVIDUAL TIMES - AMERICAN SUPERBIKE RACE 1

**4** Josh Hayes  
Yamaha YZF-R1

LAP	SEG 1	SEG 2	SEG 3	SPEED	LAPTIME
0	58.495	33.798	6:09.439	-	7:41.732
0	45.830	25.488	1:38.255	46.05	2:49.572
1	45.188	25.284	19.100	48.50	1:29.572
2	41.362	25.089	19.240	167.94	1:25.690
3	41.880	24.995	19.292	170.58	1:26.167
4	41.476	25.078	19.329	169.27	1:25.883
5	41.330	24.900	19.405	167.15	1:25.635
6	41.305	25.027	19.449	167.77	1:25.781
7	41.492	25.098	19.397	167.24	1:25.986
8	41.746	25.106	19.459	167.36	1:26.311
9	41.548	25.091	19.358	164.77	1:25.998
10	41.792	25.136	19.431	173.45	1:26.358
11	41.939	25.260	19.308	163.78	1:26.508
12	41.588	24.972	19.440	168.85	1:26.000
13	41.477	25.022	19.360	166.38	1:25.859
14	41.514	25.020	19.416	166.99	1:25.950
15	41.677	24.998	19.432	166.26	1:26.107
16	41.737	24.994	19.503	166.22	1:26.234
17	41.746	25.075	19.497	164.65	1:26.318
18	41.798	25.136	19.447	165.17	1:26.380
19	41.552	25.100	19.449	165.89	1:26.101
20	41.655	25.165	19.537	166.95	1:26.357
21	42.525	25.200	19.340	165.33	1:27.064
22	41.766	24.978	19.279	167.69	1:26.022
23	41.639	25.141	19.330	167.85	1:26.110
AVG	41.982	25.098	19.382	157.17	1:26.278
IDEAL	41.305	24.900	19.100	173.45	1:25.304

**18** Chris Ulrich  
Suzuki GSX-R1000

LAP	SEG 1	SEG 2	SEG 3	SPEED	LAPTIME
0	1:03.609	28.748	6:10.831	-	7:43.187
0	47.171	26.196	1:30.607	61.58	2:43.973
1	46.342	26.138	19.624	64.87	1:32.104
2	42.178	25.761	19.471	160.88	1:27.410
3	42.681	25.833	19.318	168.98	1:27.832
4	42.685	25.903	19.588	168.27	1:28.175
5	42.591	25.822	19.614	165.37	1:28.026
6	42.396	25.397	19.667	166.95	1:27.460
7	42.234	25.317	19.571	164.25	1:27.121
8	42.398	25.531	19.735	161.26	1:27.663
9	42.242	25.471	20.125	164.69	1:27.837
10	42.513	25.706	19.807	165.69	1:28.026
11	42.359	25.608	19.808	161.76	1:27.776
12	42.472	25.446	19.846	163.08	1:27.765
13	42.493	25.698	19.879	162.38	1:28.070
14	42.379	25.612	20.004	163.43	1:27.995
15	42.733	25.706	20.049	162.11	1:28.488
16	42.688	25.749	19.994	160.73	1:28.430
17	42.918	25.802	20.056	161.80	1:28.776
18	42.932	25.687	20.008	160.01	1:28.626
19	43.010	25.919	20.043	160.69	1:28.972
20	42.879	25.679	20.096	160.58	1:28.655
21	42.752	25.941	20.085	161.76	1:28.778
22	43.111	25.899	20.269	161.57	1:29.280
23	43.193	26.303	20.372	159.38	1:29.867
AVG	42.973	25.875	19.871	154.67	1:28.397
IDEAL	42.178	25.317	19.318	168.98	1:26.813

**9** Eric Haugo  
Suzuki GSX-R1000

LAP	SEG 1	SEG 2	SEG 3	SPEED	LAPTIME
0	1:22.977	34.469	6:15.176	-	8:12.622
0	48.110	28.011	1:26.781	70.00	2:42.902
1	46.844	26.677	20.434	64.06	1:33.955
2	43.748	26.779	20.415	157.72	1:30.942
3	44.045	26.778	20.544	159.23	1:31.368
4	44.351	26.866	20.615	157.10	1:31.831
5	44.438	26.833	20.846	156.52	1:32.117
6	44.522	27.202	20.781	157.28	1:32.505
7	44.596	26.704	20.754	156.09	1:32.054
8	44.928	26.710	20.695	155.63	1:32.332
9	44.520	26.644	20.656	157.06	1:31.820
10	44.510	26.973	20.909	156.81	1:32.392
11	44.773	26.712	20.700	152.50	1:32.185
12	44.560	26.694	20.735	155.84	1:31.990
13	44.715	26.663	21.417	156.56	1:32.795
14	44.953	30.033	21.800	152.57	1:36.786
15	45.602	26.705	20.644	155.56	1:32.951
16	44.304	26.602	21.241	154.68	1:32.147
AVG	44.913	27.034	20.824	145.60	1:32.511
IDEAL	43.748	26.602	20.415	159.23	1:30.765

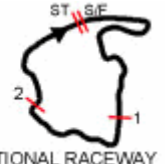
**21** John Hopkins  
Suzuki GSX-R1000

LAP	SEG 1	SEG 2	SEG 3	SPEED	LAPTIME
0	1:01.034	30.328	5:56.969	-	7:28.331
0	58.183	26.521	1:20.723	43.14	2:45.427
1	45.018	25.343	19.374	57.45	1:29.734
2	41.830	25.230	19.287	168.93	1:26.348
3	41.453	25.041	19.292	172.13	1:25.786
4	41.268	25.172	19.362	169.44	1:25.802
5	41.628	25.130	19.294	170.97	1:26.052
6	41.447	25.023	19.323	169.35	1:25.793
7	41.169	25.096	19.413	169.56	1:25.678
8	41.585	25.191	19.326	169.48	1:26.101
9	41.704	25.217	19.386	170.97	1:26.306
10	41.624	25.459	19.367	176.91	1:26.450
11	41.517	25.179	19.433	168.35	1:26.130
12	41.707	25.221	19.420	170.07	1:26.348
13	41.459	25.166	19.358	170.50	1:25.983
14	41.421	25.124	19.458	169.94	1:26.003
15	41.485	25.162	19.493	168.85	1:26.140
16	41.487	25.433	19.597	169.48	1:26.517
17	41.852	25.398	19.645	167.73	1:26.894
18	41.992	25.516	19.675	167.36	1:27.184

**P** - lap ended in the pits    - lap ended on a red flag    Average laptime is the average of laptimes within 120% of the rider's fastest lap in this session

AMA PRO ROAD RACING  
 SUZUKI WHITE LIGHTNING AMA PRO SUPERBIKE NATIONALS  
 VIRGINIA INTERNATIONAL RACEWAY - ALTON, VA  
 ROUND 14 OF 19 - AUGUST 13-15, 2010

9C



VIRGINIA INTERNATIONAL RACEWAY

AMA Pro National Guard American SuperBike

INDIVIDUAL TIMES - AMERICAN SUPERBIKE RACE 1

AVG	41.758	25.296	19.417	157.40	1:26.403
IDEAL	41.169	25.023	19.287	176.91	1:25.479

**22** Tommy Hayden  
Suzuki GSX-R1000

LAP	SEG 1	SEG 2	SEG 3	SPEED	LAPTIME
0	1:06.811	29.183	6:03.653	-	7:39.647
0	47.908	26.175	1:34.554	44.15	2:48.638
1	44.746	25.102	19.336	51.64	1:29.184
2	41.613	25.053	19.198	166.62	1:25.864
3	41.686	25.175	19.330	167.56	1:26.191
4	41.548	25.529	19.166	166.54	1:26.242
5	41.982	25.016	19.126	169.14	1:26.123
6	41.628	25.003	19.126	168.60	1:25.756
7	41.424	25.120	19.264	168.56	1:25.808
8	41.681	25.233	19.147	169.19	1:26.060
9	41.932	25.145	19.226	169.69	1:26.303
10	41.738	25.192	19.136	177.00	1:26.066
11	42.009	25.200	19.243	170.97	1:26.451
12	41.881	25.226	19.092	171.70	1:26.198
13	41.792	24.956	19.137	171.44	1:25.886
14	41.660	25.112	19.125	169.44	1:25.897
15	41.582	25.068	19.186	167.11	1:25.836
16	41.828	25.087	19.252	168.68	1:26.167
17	41.980	25.080	19.253	158.30	1:26.313
18	41.946	25.249	19.145	165.17	1:26.339
19	41.809	25.096	19.255	165.69	1:26.160
20	42.041	25.217	19.267	164.81	1:26.525
21	41.960	25.115	19.243	170.67	1:26.318
22	41.667	25.069	19.247	168.89	1:25.983
23	41.988	25.201	19.171	164.14	1:26.361
AVG	42.168	25.344	19.203	158.15	1:26.262
IDEAL	41.424	24.956	19.092	177.00	1:25.472

**23** Aaron Yates  
Suzuki GSX-R1000

LAP	SEG 1	SEG 2	SEG 3	SPEED	LAPTIME
0	-	-	-	-	0.000
AVG	-	-	-	-	-
IDEAL	-	-	-	-	-

**32** Eric Bostrom  
Suzuki GSX-R1000

LAP	SEG 1	SEG 2	SEG 3	SPEED	LAPTIME
0	1:06.160	27.713	6:08.160	-	7:42.034
0	47.203	26.087	1:34.031	43.39	2:47.320
1	45.856	25.459	19.495	51.88	1:30.811
2	42.167	25.465	19.439	168.47	1:27.071
3	41.877	25.418	19.513	169.65	1:26.808
4	41.799	25.529	19.654	168.43	1:26.982
5	41.822	25.366	19.632	171.05	1:26.820
6	41.984	25.358	19.680	167.28	1:27.022
7	41.925	25.362	19.613	166.70	1:26.900
8	41.822	25.341	19.665	167.24	1:26.828
9	41.757	25.266	19.634	167.69	1:26.656
10	41.642	25.293	19.534	174.02	1:26.469

11	42.082	25.289	19.667	167.56	1:27.038
12	41.975	25.380	19.565	165.81	1:26.920
13	42.538	25.659	19.725	169.35	1:27.923
14	42.265	25.642	19.729	169.27	1:27.637
15	42.483	25.709	19.862	169.27	1:28.054
16	42.080	25.615	19.615	168.89	1:27.311
17	42.372	25.749	19.643	169.94	1:27.764
18	41.880	25.352	19.539	165.69	1:26.770
19	42.367	25.456	19.625	167.44	1:27.447
20	42.210	25.476	19.622	168.47	1:27.308
21	42.101	25.568	19.638	167.73	1:27.308
22	41.970	25.606	19.618	168.68	1:27.194
23	42.584	25.831	19.739	167.85	1:28.154
AVG	42.434	25.588	19.630	158.77	1:27.343
IDEAL	41.642	25.266	19.439	174.02	1:26.346

**44** Taylor Knapp  
Suzuki GSX-R1000

LAP	SEG 1	SEG 2	SEG 3	SPEED	LAPTIME
0	1:09.455	28.328	6:06.707	-	7:44.490
0	46.302	26.305	1:33.160	58.74	2:45.766
1	46.518	25.883	19.740	61.92	1:32.142
2	41.914	25.973	19.443	165.45	1:27.330
3	42.624	25.917	19.431	168.64	1:27.972
4	41.826	25.401	19.391	165.61	1:26.617
5	42.063	25.321	19.288	167.77	1:26.673
6	41.959	25.497	19.327	166.91	1:26.782
7	41.953	25.597	19.391	166.46	1:26.941
8	41.772	25.319	19.455	164.10	1:26.546
9	41.703	25.423	19.578	166.83	1:26.705
10	41.778	25.298	19.441	172.18	1:26.518
11	41.768	25.289	19.450	166.83	1:26.507
12	41.537	25.481	19.443	165.73	1:26.461
13	41.870	25.388	19.421	163.94	1:26.678
14	41.737	25.774	19.593	168.18	1:27.104
15	42.030	25.815	19.819	170.37	1:27.664
16	41.946	25.654	19.597	166.87	1:27.197
17	42.365	25.371	19.579	170.71	1:27.315
18	41.796	25.494	19.642	165.89	1:26.932
19	42.051	25.462	19.513	163.43	1:27.025
20	41.912	25.422	19.627	164.41	1:26.961
21	41.870	25.490	19.621	163.82	1:26.981
22	41.875	25.488	19.642	164.85	1:27.004
23	41.891	25.446	19.696	163.98	1:27.033
AVG	42.294	25.673	19.527	157.65	1:27.178
IDEAL	41.537	25.289	19.288	172.18	1:26.114

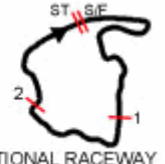
**45** Brett McCormick  
Suzuki GSX-R1000

LAP	SEG 1	SEG 2	SEG 3	SPEED	LAPTIME
0	59.935	27.869	6:03.800	-	7:31.604
0	47.036	26.109	1:32.180	56.81	2:45.324
1	45.328	25.342	19.470	62.79	1:30.139
2	41.601	25.169	19.406	169.35	1:26.176
3	41.433	25.088	19.358	167.65	1:25.880
4	41.435	25.167	19.475	167.07	1:26.077

**P** - lap ended in the pits - lap ended on a red flag Average laptime is the average of laptimes within 120% of the rider's fastest lap in this session

AMA PRO ROAD RACING  
 SUZUKI WHITE LIGHTNING AMA PRO SUPERBIKE NATIONALS  
 VIRGINIA INTERNATIONAL RACEWAY - ALTON, VA  
 ROUND 14 OF 19 - AUGUST 13-15, 2010

9C



AMA Pro National Guard American SuperBike

VIRGINIA INTERNATIONAL RACEWAY

INDIVIDUAL TIMES - AMERICAN SUPERBIKE RACE 1

45 Brett McCormick  
Suzuki GSX-R1000

LAP	SEG 1	SEG 2	SEG 3	SPEED	LAPTIME
5	41.609	25.155	19.537	165.13	1:26.301
6	41.613	25.175	19.443	163.58	1:26.231
7	41.712	25.383	19.467	168.56	1:26.562
8	42.112	25.542	19.734	169.65	1:27.388
9	41.734	25.700	19.496	168.52	1:26.930
10	42.247	25.556	19.859	173.58	1:27.662
11	42.473	25.649	19.698	160.62	1:27.820
12	42.243	25.570	19.894	164.85	1:27.707
13	42.493	25.843	19.700	158.38	1:28.036
14	42.444	25.605	19.712	165.73	1:27.761
15	42.198	25.957	19.791	168.64	1:27.946
16	41.984	25.559	19.682	168.68	1:27.225
17	41.994	25.599	19.766	167.73	1:27.359
18	42.305	25.415	19.733	164.65	1:27.453
19	42.302	25.430	19.660	166.22	1:27.391
20	42.053	25.502	19.669	165.97	1:27.223
21	42.070	25.474	19.738	165.81	1:27.282
22	42.159	25.611	19.772	165.61	1:27.542
23	42.374	25.952	19.806	166.62	1:28.132
AVG	42.112	25.562	19.692	166.24	1:27.366
IDEAL	41.433	25.088	19.358	173.58	1:25.880

48 Chris Clark  
Yamaha YZF-R1

LAP	SEG 1	SEG 2	SEG 3	SPEED	LAPTIME
0	1:08.726	34.902	6:14.365	-	7:57.993
0	47.176	26.867	1:29.096	63.38	2:43.139
1	46.035	25.827	19.717	68.09	1:31.579
2	42.346	25.795	19.607	167.85	1:27.748
3	42.644	25.769	19.563	167.28	1:27.976
4	42.712	25.796	19.720	167.36	1:28.228
5	42.534	25.794	19.648	167.81	1:27.976
6	42.686	25.705	19.617	164.61	1:28.008
7	42.639	25.888	19.763	167.89	1:28.290
8	42.609	25.841	19.750	165.81	1:28.199
9	42.819	25.817	19.963	166.66	1:28.599
10	42.796	26.190	19.809	171.05	1:28.796
11	42.893	26.060	19.911	165.65	1:28.864
12	43.172	26.249	19.978	163.98	1:29.398
13	42.674	25.891	19.848	165.25	1:28.412
14	42.976	25.870	19.926	166.22	1:28.771
15	42.696	25.956	19.831	165.05	1:28.483
16	42.716	25.944	19.745	164.49	1:28.405
17	42.902	26.056	19.932	164.33	1:28.890
18	43.388	26.230	20.108	165.53	1:29.727
19	43.212	26.374	20.322	164.89	1:29.907
20	43.874	26.657	20.440	163.15	1:30.971
21	43.794	26.720	20.350	164.81	1:30.865
22	43.574	26.389	20.156	162.73	1:30.118
23	43.290	26.290	20.155	163.54	1:29.735
AVG	43.257	26.082	19.907	157.39	1:29.041
IDEAL	42.346	25.705	19.563	171.05	1:27.614

54 Jake Zemke  
Suzuki GSX-R1000

LAP	SEG 1	SEG 2	SEG 3	SPEED	LAPTIME
0	1:06.863	28.941	5:55.246	-	7:31.049
0	46.114	26.450	1:32.535	56.65	2:45.099
1	44.614	25.379	19.265	62.52	1:29.258
2	41.419	25.258	19.366	166.54	1:26.043
3	41.868	25.261	19.253	168.35	1:26.383
4	41.560	25.225	19.340	170.67	1:26.124
5	41.485	25.175	19.398	169.73	1:26.058
6	41.631	25.397	19.487	168.06	1:26.515
7	41.894	25.461	19.586	166.91	1:26.941
8	41.958	25.555	19.606	167.24	1:27.119
9	42.022	25.615	19.612	167.24	1:27.249
10	42.135	25.875	19.674	174.20	1:27.683
11	42.296	25.546	19.711	164.89	1:27.552
12	42.416	25.838	19.706	166.99	1:27.959
13	42.358	25.891	19.627	165.05	1:27.876
14	42.227	25.837	19.718	166.38	1:27.783
15	42.312	25.847	19.682	167.03	1:27.841
16	42.089	25.587	19.772	166.58	1:27.448
17	42.477	26.043	19.764	166.95	1:28.284
18	42.778	25.864	19.804	166.54	1:28.446
19	42.510	25.897	19.903	166.09	1:28.310
20	42.712	26.053	19.923	166.09	1:28.689
21	43.169	26.141	20.060	165.05	1:29.370
22	42.934	26.219	20.114	164.33	1:29.267
23	42.978	26.304	20.151	164.53	1:29.433
AVG	42.498	25.866	19.675	158.11	1:27.723
IDEAL	41.419	25.175	19.253	174.20	1:25.847

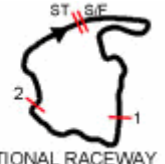
63 Skip Salenius  
Yamaha YZF-R1

LAP	SEG 1	SEG 2	SEG 3	SPEED	LAPTIME
0	1:13.851	31.186	6:01.417	-	7:46.454
0	50.216	27.725	1:24.845	63.74	2:42.786
1	46.918	26.040	20.232	69.02	1:33.190
2	43.251	26.326	20.356	159.19	1:29.933
3	43.413	26.507	20.134	156.74	1:30.054
4	43.958	26.645	20.459	156.81	1:31.062
5	43.844	26.602	20.265	156.67	1:30.711
6	43.394	26.339	20.483	156.96	1:30.216
7	43.618	26.341	20.535	156.96	1:30.494
8	43.740	26.416	20.426	156.49	1:30.582
9	43.938	26.354	20.576	156.88	1:30.867
10	43.941	26.249	20.540	148.90	1:30.730
11	43.723	26.343	20.466	154.99	1:30.532
12	43.650	26.309	20.652	156.24	1:30.611
13	43.628	26.287	20.312	156.09	1:30.227
14	43.818	26.435	20.368	154.05	1:30.621
15	44.055	26.257	20.562	154.89	1:30.874
16	43.771	26.164	20.474	155.28	1:30.409
17	43.938	26.316	20.512	154.99	1:30.765
18	44.296	26.723	20.648	154.89	1:31.667
19	47.711	26.835	20.636	148.41	1:35.182

P - lap ended in the pits    - lap ended on a red flag    Average laptime is the average of laptimes within 120% of the rider's fastest lap in this session

AMA PRO ROAD RACING  
 SUZUKI WHITE LIGHTNING AMA PRO SUPERBIKE NATIONALS  
 VIRGINIA INTERNATIONAL RACEWAY - ALTON, VA  
 ROUND 14 OF 19 - AUGUST 13-15, 2010

9C



AMA Pro National Guard American SuperBike

VIRGINIA INTERNATIONAL RACEWAY

INDIVIDUAL TIMES - AMERICAN SUPERBIKE RACE 1

**63** Skip Salenius  
Yamaha YZF-R1

LAP	SEG 1	SEG 2	SEG 3	SPEED	LAPTIME
20	44.102	26.790	20.836	156.09	1:31.727
21	44.055	26.563	20.641	151.25	1:31.258
22	44.000	26.588	20.638	154.50	1:31.226
AVG	44.052	26.647	20.705	153.95	1:31.404
IDEAL	43.251	26.040	20.134	159.19	1:29.426

**64** Shane Narbonne  
Suzuki GSX-R1000

LAP	SEG 1	SEG 2	SEG 3	SPEED	LAPTIME
0	1:05.289	32.290	6:16.044	-	7:53.623
0	47.186	26.441	1:30.015	66.50	2:43.642
1	46.237	25.956	19.995	68.12	1:32.187
2	42.841	25.460	19.932	159.86	1:28.233
3	42.824	25.286	19.884	160.96	1:27.993
4	42.750	25.462	19.806	160.43	1:28.017
5	42.618	25.458	19.700	160.81	1:27.775
6	42.500	25.416	19.911	160.20	1:27.827
7	42.729	25.452	19.896	160.54	1:28.077
8	42.699	25.634	19.941	162.61	1:28.275
9	42.707	25.692	20.034	162.42	1:28.433
10	42.815	26.185	19.871	168.89	1:28.872
11	42.779	26.139	19.904	159.45	1:28.822
12	43.083	26.301	19.927	160.88	1:29.312
13	42.744	25.881	19.899	157.97	1:28.524
14	42.949	25.795	20.020	160.69	1:28.764
15	42.607	26.017	19.924	161.11	1:28.547
16	42.729	25.792	20.066	158.89	1:28.587
17	42.943	25.704	20.125	158.30	1:28.772
18	43.208	26.215	20.084	158.64	1:29.506
19	43.190	26.272	20.277	159.01	1:29.739
20	44.048	26.668	20.404	156.13	1:31.119
21	43.793	26.743	20.343	162.07	1:30.879
22	43.645	26.385	20.166	159.42	1:30.196
23	43.279	26.260	20.185	155.49	1:29.724
AVG	43.287	25.942	20.013	152.47	1:29.051
IDEAL	42.500	25.286	19.700	168.89	1:27.485

**72** Larry Pegram  
Ducati 1098R

LAP	SEG 1	SEG 2	SEG 3	SPEED	LAPTIME
0	1:13.496	28.894	5:53.372	-	7:35.761
0	47.209	27.069	1:33.239	49.72	2:47.517
1	45.739	25.668	19.333	55.44	1:30.739
2	41.960	25.466	19.404	170.54	1:26.830
3	41.915	25.481	19.366	170.63	1:26.761
4	41.849	25.262	19.509	169.06	1:26.620
5	44.383	25.376	19.360	168.47	1:29.119
6	41.538	25.157	19.343	167.44	1:26.037
7	41.806	25.289	19.338	167.81	1:26.433
8	41.811	25.307	19.375	169.23	1:26.493
9	41.745	25.504	19.407	170.41	1:26.656
10	41.780	25.339	19.433	176.82	1:26.552

11	42.009	25.423	19.388	168.52	1:26.820
12	42.335	25.151	19.431	166.54	1:26.917
13	42.122	25.771	19.576	168.39	1:27.469
14	42.091	25.765	19.713	165.17	1:27.570
15	41.525	25.158	19.523	167.24	1:26.207
16	41.671	25.338	19.617	165.33	1:26.626
17	41.860	25.521	19.974	165.01	1:27.356
18	42.045	25.491	19.627	164.93	1:27.163
19	42.457	25.398	19.584	163.74	1:27.439
20	41.927	25.388	19.525	165.17	1:26.840
21	41.817	25.309	19.562	164.61	1:26.688
22	41.923	25.523	19.675	165.29	1:27.122
23	42.183	25.719	19.643	164.85	1:27.545
AVG	42.388	25.623	19.504	158.36	1:27.117
IDEAL	41.525	25.151	19.333	176.82	1:26.009

**99** Geoff May  
Buell 1125RR

LAP	SEG 1	SEG 2	SEG 3	SPEED	LAPTIME
1	49.502	26.102	19.936	-	1:35.540
2	50.195	25.467	19.442	159.19	1:35.104
3	42.347	25.562	19.628	164.65	1:27.538
4	42.022	25.321	19.621	162.22	1:26.964
5	41.830	25.331	19.565	163.11	1:26.726
6	42.095	25.221	19.681	161.76	1:26.996
7	42.475	25.771	19.754	160.43	1:28.000
8	42.477	25.501	19.732	159.04	1:27.710
9	42.462	25.561	19.755	168.81	1:27.777
10	42.422	25.706	19.801	161.57	1:27.928
11	42.732	25.770	19.839	159.34	1:28.341
12	42.490	25.630	19.795	161.26	1:27.915
13	42.347	25.517	19.850	161.68	1:27.713
14	42.315	25.506	19.856	159.71	1:27.677
15	42.437	25.521	19.813	159.79	1:27.771
16	42.478	25.586	19.851	160.77	1:27.915
17	42.563	25.576	19.999	159.53	1:28.138
18	42.665	25.762	19.979	159.83	1:28.405
19	42.554	25.576	19.877	160.09	1:28.007
20	42.382	25.656	19.914	159.98	1:27.951
21	42.653	25.469	19.876	160.47	1:27.997
22	42.429	25.578	19.853	160.28	1:27.860
AVG	43.085	25.577	19.792	161.12	1:28.453
IDEAL	41.830	25.221	19.442	168.81	1:26.493

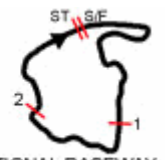
**101** Jordan Szoke  
Honda CBR1000RR

LAP	SEG 1	SEG 2	SEG 3	SPEED	LAPTIME
0	1:05.452	29.307	6:09.071	-	7:43.830
0	46.971	26.328	1:31.160	57.57	2:44.459
1	45.873	25.577	19.569	63.55	1:31.019
2	42.201	25.343	19.854	164.77	1:27.398
3	42.385	25.411	19.816	163.66	1:27.612
4	42.492	25.554	19.824	162.61	1:27.870
5	42.946	25.549	19.668	152.70	1:28.163
6	42.573	25.673	19.810	158.82	1:28.056
7	42.895	25.653	19.831	161.80	1:28.378

**P** - lap ended in the pits - lap ended on a red flag Average laptime is the average of laptimes within 120% of the rider's fastest lap in this session

AMA PRO ROAD RACING  
 SUZUKI WHITE LIGHTNING AMA PRO SUPERBIKE NATIONALS  
 VIRGINIA INTERNATIONAL RACEWAY - ALTON, VA  
 ROUND 14 OF 19 - AUGUST 13-15, 2010

9C



VIRGINIA INTERNATIONAL RACEWAY

AMA Pro National Guard American SuperBike

INDIVIDUAL TIMES - AMERICAN SUPERBIKE RACE 1

**101** Jordan Szoke  
Honda CBR1000RR

LAP	SEG 1	SEG 2	SEG 3	SPEED	LAPTIME
8	43.025	25.636	19.769	156.67	1:28.430
9	42.737	25.640	20.013	162.76	1:28.391
10	42.671	25.630	19.865	167.48	1:28.167
11	42.717	25.761	19.886	162.22	1:28.364
12	42.791	25.944	20.123	161.19	1:28.858
13	43.040	25.776	20.046	160.39	1:28.862
14	43.401	26.064	20.056	160.35	1:29.522
15	42.952	25.737	20.005	160.54	1:28.694
16	43.032	25.834	20.002	159.53	1:28.868
17	43.159	25.813	19.992	158.67	1:28.964
18	42.936	26.008	20.053	159.38	1:28.997
19	43.238	26.018	20.033	159.75	1:29.289
20	43.088	26.026	20.114	159.75	1:29.228
21	43.097	26.025	20.037	157.14	1:29.159
22	43.165	26.034	20.133	158.53	1:29.333
23	43.438	25.997	20.174	158.05	1:29.609
AVG	43.030	25.872	20.019	160.15	1:28.921
IDEAL	42.201	25.343	19.569	167.48	1:27.113

20	41.588	25.261	19.367	170.20	1:26.216
21	41.830	25.073	19.418	163.78	1:26.322
22	41.476	25.183	19.457	164.21	1:26.116
23	41.906	25.073	19.435	165.29	1:26.414
AVG	42.059	25.273	19.309	157.85	1:26.264
IDEAL	41.374	24.874	19.164	174.78	1:25.411

**111** Kenny Rodriguez  
Yamaha YZF-R1

LAP	SEG 1	SEG 2	SEG 3	SPEED	LAPTIME
0	1:09.092	31.234	6:01.436	-	7:41.762
0	47.290	28.954	1:26.561	69.29	2:42.805
1	47.135	26.335	20.731	71.60	1:34.200
AVG	47.213	28.841	20.731	70.45	1:34.200
IDEAL	47.135	26.335	20.731	71.60	1:34.200

**155** Ben Bostrom  
Yamaha YZF-R1

LAP	SEG 1	SEG 2	SEG 3	SPEED	LAPTIME
0	1:15.281	27.639	6:01.182	-	7:44.102
0	47.878	26.175	1:34.049	43.19	2:48.102
1	45.113	25.176	19.232	48.46	1:29.522
2	41.696	25.038	19.173	167.69	1:25.907
3	41.689	25.315	19.249	170.54	1:26.253
4	41.515	25.371	19.235	167.28	1:26.121
5	41.429	24.874	19.272	169.02	1:25.575
6	41.389	25.016	19.269	166.95	1:25.674
7	41.374	25.140	19.280	167.61	1:25.793
8	41.768	25.194	19.280	168.64	1:26.241
9	41.685	25.205	19.317	163.62	1:26.207
10	41.692	25.192	19.276	174.78	1:26.159
11	41.786	25.126	19.417	165.05	1:26.329
12	42.058	25.066	19.331	165.41	1:26.456
13	41.445	25.047	19.326	168.06	1:25.817
14	41.536	25.109	19.358	167.44	1:26.003
15	41.977	25.090	19.306	167.98	1:26.373
16	41.559	25.066	19.285	167.11	1:25.910
17	42.016	25.075	19.380	168.35	1:26.471
18	41.775	25.184	19.233	167.44	1:26.192
19	41.718	25.157	19.164	168.02	1:26.038

**P** - lap ended in the pits    - lap ended on a red flag    Average laptime is the average of laptimes within 120% of the rider's fastest lap in this session