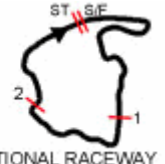


AMA PRO ROAD RACING
 SUZUKI WHITE LIGHTNING AMA PRO SUPERBIKE NATIONALS
 VIRGINIA INTERNATIONAL RACEWAY - ALTON, VA
 ROUND 15 OF 19 - AUGUST 13-15, 2010

17C



AMA Pro National Guard American SuperBike

VIRGINIA INTERNATIONAL RACEWAY

INDIVIDUAL TIMES - AMERICAN SUPERBIKE RACE 2

4 Josh Hayes
Yamaha YZF-R1

LAP	SEG 1	SEG 2	SEG 3	SPEED	LAPTIME
0	58.046	33.162	5:22.724	-	6:53.931
0	45.876	25.262	1:12.545	45.81	2:23.684
1	44.460	24.827	19.159	50.51	1:28.445
2	41.142	24.757	19.152	180.38	1:25.051
3	41.252	24.785	19.139	169.02	1:25.176
4	41.211	24.743	19.044	168.56	1:24.998
5	41.075	24.839	19.152	169.56	1:25.066
6	41.209	24.844	19.148	169.06	1:25.201
7	41.329	24.942	19.126	169.19	1:25.397
8	41.043	24.879	19.123	168.85	1:25.045
9	41.123	24.839	19.220	168.68	1:25.182
10	41.269	24.759	19.196	168.43	1:25.224
11	41.300	24.889	19.271	167.24	1:25.461
12	41.404	24.905	19.240	166.30	1:25.549
13	41.497	24.974	19.255	167.11	1:25.725
14	41.317	24.878	19.469	167.81	1:25.665
15	41.779	25.067	19.314	158.12	1:26.161
16	41.552	25.011	19.390	165.17	1:25.952
17	41.645	25.158	19.351	166.95	1:26.154
18	41.537	25.013	19.297	166.99	1:25.847
19	41.443	25.097	19.310	177.23	1:25.850
20	41.570	25.160	19.298	167.32	1:26.028
21	41.593	25.155	19.329	167.52	1:26.078
22	41.590	25.257	19.313	166.30	1:26.160
23	41.691	25.322	19.605	165.89	1:26.618
AVG	41.705	24.973	19.257	158.25	1:25.741
IDEAL	41.043	24.743	19.044	180.38	1:24.829

9 Eric Haugo
Suzuki GSX-R1000

LAP	SEG 1	SEG 2	SEG 3	SPEED	LAPTIME
0	59.488	32.842	5:28.255	-	7:00.585
0	48.286	26.868	1:03.099	71.42	2:18.253
1	46.710	26.812	20.285	73.22	1:33.807
2	43.859	26.454	20.333	172.79	1:30.646
3	44.157	26.306	20.406	158.67	1:30.869
4	44.047	26.763	20.633	157.32	1:31.443
5	44.308	26.667	20.740	152.60	1:31.715
6	44.422	26.813	20.589	152.16	1:31.824
7	44.408	26.860	20.363	156.63	1:31.630
8	44.153	26.733	20.589	157.39	1:31.474
9	44.161	26.976	20.488	156.88	1:31.625
10	44.221	27.237	20.570	158.75	1:32.028
11	44.600	27.255	20.697	157.57	1:32.552
12	44.662	27.207	20.642	150.45	1:32.511
13	44.423	27.637	20.854	156.24	1:32.915
14	45.867	27.344	20.830	144.48	1:34.041
15	44.913	27.306	20.611	156.67	1:32.830
16	44.919	26.886	20.698	153.70	1:32.503
17	45.870	27.565	20.584	155.74	1:34.020
18	44.663	27.229	20.622	165.53	1:32.513
19	44.880	26.874	20.702	149.03	1:32.456

20	44.730	27.381	20.995	158.93	1:33.107
21	45.025	26.870	20.698	157.32	1:32.592
22	44.498	26.668	20.493	155.10	1:31.658
AVG	44.855	27.004	20.627	149.48	1:32.342
IDEAL	43.859	26.306	20.285	172.79	1:30.450

18 Chris Ulrich
Suzuki GSX-R1000

LAP	SEG 1	SEG 2	SEG 3	SPEED	LAPTIME
0	54.618	27.179	5:17.004	-	6:38.801
0	46.191	26.091	1:06.541	61.99	2:18.824
1	46.137	25.417	19.483	64.95	1:31.037
2	42.539	25.674	19.597	180.38	1:27.810
3	42.216	25.190	19.525	165.09	1:26.931
4	41.887	25.197	19.422	166.26	1:26.505
5	41.907	25.176	19.558	165.57	1:26.642
6	41.827	25.291	19.553	166.50	1:26.671
7	41.953	25.364	19.535	164.89	1:26.852
8	42.028	25.340	19.562	164.89	1:26.930
9	42.057	25.490	19.914	164.10	1:27.460
10	42.059	25.417	19.788	164.53	1:27.264
11	42.287	25.439	19.737	163.90	1:27.462
12	42.513	25.375	19.774	159.30	1:27.661
13	42.433	25.392	19.767	164.21	1:27.592
14	42.161	25.497	19.710	163.86	1:27.368
15	42.114	25.447	19.715	164.41	1:27.275
16	42.372	25.494	19.667	164.77	1:27.533
17	42.229	25.490	19.661	165.17	1:27.380
18	42.298	25.577	19.731	165.33	1:27.606
19	42.434	25.561	19.769	167.98	1:27.765
20	42.586	25.518	19.793	154.33	1:27.897
21	42.209	25.598	19.931	164.45	1:27.738
22	42.415	25.567	19.947	164.25	1:27.929
23	42.383	25.784	19.953	163.39	1:28.120
AVG	42.551	25.543	19.700	156.44	1:27.540
IDEAL	41.827	25.176	19.422	180.38	1:26.425

21 John Hopkins
Suzuki GSX-R1000

LAP	SEG 1	SEG 2	SEG 3	SPEED	LAPTIME
0	-	-	-	-	0:00.000
AVG	-	-	-	-	-
IDEAL	-	-	-	-	-

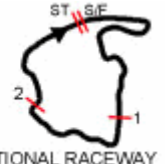
22 Tommy Hayden
Suzuki GSX-R1000

LAP	SEG 1	SEG 2	SEG 3	SPEED	LAPTIME
0	57.652	26.937	5:19.695	-	6:44.284
0	46.172	27.331	1:09.869	46.78	2:23.371
1	44.628	24.974	19.013	51.37	1:28.615
2	41.131	24.993	18.998	182.40	1:25.121
3	41.227	24.943	18.967	170.84	1:25.137
4	41.268	24.931	18.988	169.69	1:25.187
5	41.151	24.858	19.093	169.52	1:25.102
6	41.299	24.850	19.140	168.31	1:25.289
7	41.324	24.974	19.105	169.35	1:25.402

P - lap ended in the pits **R** - lap ended on a red flag Average laptime is the average of laptimes within 120% of the rider's fastest lap in this session

AMA PRO ROAD RACING
 SUZUKI WHITE LIGHTNING AMA PRO SUPERBIKE NATIONALS
 VIRGINIA INTERNATIONAL RACEWAY - ALTON, VA
 ROUND 15 OF 19 - AUGUST 13-15, 2010

17C



VIRGINIA INTERNATIONAL RACEWAY

AMA Pro National Guard American SuperBike

INDIVIDUAL TIMES - AMERICAN SUPERBIKE RACE 2

22 Tommy Hayden
Suzuki GSX-R1000

LAP	SEG 1	SEG 2	SEG 3	SPEED	LAPTIME
8	41.329	25.135	19.296	169.61	1:25.760
9	41.756	25.253	19.383	167.28	1:26.393
10	41.620	25.143	19.356	167.52	1:26.120
11	41.763	25.221	19.403	167.03	1:26.386
12	41.740	25.340	19.466	167.36	1:26.546
13	42.364	25.296	19.316	166.83	1:26.976
14	41.812	25.090	19.294	168.98	1:26.196
15	41.736	25.185	19.816	167.48	1:26.738
16	41.844	25.242	19.275	166.14	1:26.361
17	41.691	25.239	19.222	169.78	1:26.152
18	41.542	25.153	19.334	168.85	1:26.029
19	41.762	25.601	19.674	178.30	1:27.037
20	42.229	25.537	19.534	165.61	1:27.300
21	42.399	25.391	19.546	166.05	1:27.335
22	42.643	25.725	19.818	168.47	1:28.187
23	42.815	25.801	19.706	164.65	1:28.323
AVG	41.940	25.335	19.465	168.12	1:26.740
IDEAL	41.131	24.850	18.967	182.40	1:24.948

23 Aaron Yates
Suzuki GSX-R1000

LAP	SEG 1	SEG 2	SEG 3	SPEED	LAPTIME
0	-	-	-	-	0.000
AVG	-	-	-	-	-
IDEAL	-	-	-	-	-

32 Eric Bostrom
Suzuki GSX-R1000

LAP	SEG 1	SEG 2	SEG 3	SPEED	LAPTIME
0	1:08.319	25.969	5:05.810	-	6:40.098
0	46.200	25.903	1:11.189	43.20	2:23.292
1	45.811	25.272	19.290	50.12	1:30.373
AVG	46.006	25.715	19.290	46.66	1:30.373
IDEAL	45.811	25.272	19.290	50.12	1:30.373

44 Taylor Knapp
Suzuki GSX-R1000

LAP	SEG 1	SEG 2	SEG 3	SPEED	LAPTIME
0	1:00.671	29.082	5:18.763	-	6:48.515
0	46.190	26.212	1:08.949	59.63	2:21.351
1	45.798	25.638	19.349	61.40	1:30.785
2	41.679	25.272	19.376	181.43	1:26.326
3	41.663	25.236	19.309	167.69	1:26.208
4	41.485	25.179	19.242	166.83	1:25.907
5	41.693	25.328	19.324	168.43	1:26.345
6	42.084	25.205	19.287	165.41	1:26.576
7	42.025	25.369	19.315	167.24	1:26.708
8	41.480	25.320	19.542	167.65	1:26.341
9	42.102	25.725	19.583	169.48	1:27.410
10	41.980	25.627	19.453	168.77	1:27.059
11	42.211	25.324	19.479	166.01	1:27.014
12	41.613	25.202	19.562	168.23	1:26.377
13	41.731	25.330	19.512	164.81	1:26.573

14	41.878	25.433	19.575	165.53	1:26.886
15	41.748	25.325	19.585	165.89	1:26.657
16	41.961	25.322	19.512	165.93	1:26.795
17	41.960	25.485	19.471	166.54	1:26.916
18	42.095	25.411	19.542	166.95	1:27.048
19	41.976	25.462	19.585	175.00	1:27.023
20	42.095	25.414	19.548	165.65	1:27.056
21	41.995	25.379	19.525	165.77	1:26.899
22	41.901	25.392	19.599	166.42	1:26.892
23	41.871	25.483	19.573	164.89	1:26.927
AVG	42.204	25.561	19.476	159.08	1:26.901
IDEAL	41.480	25.179	19.242	181.43	1:25.901

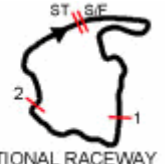
45 Brett McCormick
Suzuki GSX-R1000

LAP	SEG 1	SEG 2	SEG 3	SPEED	LAPTIME
0	55.345	29.357	5:17.862	-	6:42.564
0	45.770	25.902	1:08.624	61.58	2:20.295
1	43.890	25.182	19.305	63.92	1:28.377
2	41.544	24.992	19.279	180.76	1:25.815
3	41.292	25.017	19.262	169.90	1:25.571
4	41.326	24.981	19.273	168.98	1:25.580
5	41.525	25.170	19.271	165.37	1:25.967
6	41.458	25.235	19.406	168.39	1:26.100
7	41.725	25.150	19.464	168.56	1:26.340
8	41.664	25.090	19.434	166.70	1:26.188
9	41.610	25.076	19.515	167.24	1:26.202
10	41.785	25.236	19.640	166.34	1:26.660
11	41.860	25.190	19.522	160.05	1:26.573
12	41.737	25.199	19.614	165.97	1:26.549
13	41.846	25.245	19.666	165.81	1:26.757
14	41.710	25.417	19.764	166.58	1:26.891
15	42.082	25.397	19.572	165.65	1:27.051
16	41.888	25.452	19.555	166.95	1:26.895
17	42.066	25.306	19.707	166.95	1:27.079
18	41.853	25.345	19.688	165.65	1:26.886
19	42.002	25.372	19.720	175.68	1:27.094
20	42.127	25.514	19.842	165.89	1:27.483
21	42.203	25.551	19.825	165.73	1:27.579
22	42.508	25.536	19.842	164.57	1:27.886
23	42.482	25.619	19.832	163.90	1:27.933
AVG	42.081	25.461	19.565	158.63	1:26.759
IDEAL	41.292	24.981	19.262	180.76	1:25.536

48 Chris Clark
Yamaha YZF-R1

LAP	SEG 1	SEG 2	SEG 3	SPEED	LAPTIME
0	59.524	32.566	5:28.721	-	7:00.812
0	47.200	26.581	1:04.282	62.54	2:18.064
1	45.470	25.919	19.563	68.64	1:30.952
2	42.408	25.705	19.652	182.84	1:27.765
3	42.602	25.605	19.482	168.10	1:27.690
4	42.486	25.710	19.596	169.61	1:27.791
5	42.701	25.885	19.744	168.43	1:28.330
6	42.786	25.990	19.875	166.38	1:28.651
7	1:02.919	27.231	20.171	166.42	1:50.321

P - lap ended in the pits - lap ended on a red flag Average laptime is the average of laptimes within 120% of the rider's fastest lap in this session



AMA Pro National Guard American SuperBike

VIRGINIA INTERNATIONAL RACEWAY

INDIVIDUAL TIMES - AMERICAN SUPERBIKE RACE 2

48 Chris Clark
Yamaha YZF-R1

LAP	SEG 1	SEG 2	SEG 3	SPEED	LAPTIME
8	43.687	26.341	20.012	164.41	1:30.041
9	44.304	26.576	20.092	162.76	1:30.971
10	43.331	26.677	20.073	161.57	1:30.080
11	43.162	26.246	19.980	161.91	1:29.387
12	43.258	26.314	19.944	161.34	1:29.517
13	43.469	26.369	19.924	165.45	1:29.762
14	45.033	28.455	1:02.556	163.74	2:16.043 P
15	53.254	27.444	20.441	-	1:41.138
16	44.776	27.217	20.419	162.76	1:32.412
17	44.546	27.249	20.475	173.89	1:32.270
18	44.593	27.408	20.562	163.04	1:32.563
19	45.482	27.685	20.610	163.11	1:33.777
20	45.448	27.669	21.849	161.72	1:34.966
21	46.377	30.914	20.527	150.94	1:37.818
AVG	44.420	27.050	20.378	162.82	1:32.669
IDEAL	42.408	25.605	19.482	182.84	1:27.496

54 Jake Zemke
Suzuki GSX-R1000

LAP	SEG 1	SEG 2	SEG 3	SPEED	LAPTIME
0	1:03.370	25.870	4:58.213	-	6:27.453
0	46.237	26.261	1:08.163	56.66	2:20.661
1	44.597	25.202	19.165	63.59	1:28.963
2	41.365	25.245	19.344	183.58	1:25.953
3	41.536	25.199	19.298	169.27	1:26.032
4	41.425	25.342	19.487	170.71	1:26.254
5	41.689	25.472	19.524	170.28	1:26.684
6	41.761	25.537	19.524	170.80	1:26.822
7	41.986	25.628	19.585	169.27	1:27.199
8	42.033	25.730	19.624	169.27	1:27.386
9	42.045	25.673	19.658	168.64	1:27.376
10	42.025	25.503	19.578	167.81	1:27.105
11	41.966	25.487	19.568	167.03	1:27.021
12	42.143	25.878	19.596	168.89	1:27.616
13	42.567	25.848	19.804	167.94	1:28.219
14	42.287	25.825	19.770	167.65	1:27.883
15	42.442	25.862	19.879	168.10	1:28.183
16	42.708	25.852	19.803	168.56	1:28.363
17	42.655	25.902	19.947	168.18	1:28.504
18	42.571	26.105	20.011	167.11	1:28.688
19	42.971	26.112	19.802	166.46	1:28.885
20	43.547	26.025	19.964	168.43	1:29.537
21	42.517	25.912	19.820	167.28	1:28.250
22	42.626	26.168	19.993	168.64	1:28.787
23	42.976	26.351	20.165	166.30	1:29.492
AVG	42.528	25.760	19.692	160.02	1:27.791
IDEAL	41.365	25.199	19.165	183.58	1:25.728

63 Skip Salenius
Yamaha YZF-R1

LAP	SEG 1	SEG 2	SEG 3	SPEED	LAPTIME
0	1:02.733	28.845	5:22.115	-	6:53.693

0	49.210	26.695	1:02.947	65.90	2:18.852
1	46.712	25.831	20.100	69.64	1:32.644
2	43.410	25.887	20.099	171.01	1:29.396
3	43.278	26.035	20.058	160.13	1:29.371
4	43.325	26.303	20.147	158.97	1:29.775
5	43.471	26.188	20.124	157.61	1:29.783
6	43.589	26.254	20.230	158.75	1:30.073
7	43.526	26.180	20.111	157.90	1:29.816
8	43.709	26.319	20.541	157.79	1:30.569
9	43.437	26.196	20.357	158.34	1:29.990
10	43.840	26.096	20.236	158.56	1:30.172
11	43.573	26.200	20.470	157.43	1:30.243
12	43.442	26.077	20.262	157.21	1:29.781
13	43.587	26.113	20.252	158.23	1:29.952
14	43.532	26.078	20.323	157.25	1:29.933
15	43.711	26.064	20.337	157.72	1:30.112
16	43.720	26.249	20.418	157.21	1:30.387
17	43.545	26.129	20.424	158.38	1:30.098
18	44.523	26.266	20.285	165.53	1:31.074
19	45.489	26.735	20.883	157.14	1:33.107
20	43.705	28.172	20.360	156.60	1:32.238
21	44.920	26.473	20.297	158.89	1:31.689
22	43.510	26.158	20.286	159.60	1:29.953
AVG	44.332	26.409	20.300	147.57	1:30.462
IDEAL	43.278	25.831	20.058	171.01	1:29.167

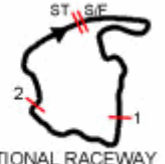
64 Shane Narbonne
Suzuki GSX-R1000

LAP	SEG 1	SEG 2	SEG 3	SPEED	LAPTIME
0	56.675	30.738	5:27.113	-	6:54.525
0	46.218	26.059	1:06.828	67.25	2:19.105
1	46.493	25.529	19.811	65.80	1:31.833
2	42.538	25.280	19.589	169.35	1:27.407
3	42.475	25.599	19.624	162.53	1:27.697
4	42.429	25.574	19.705	163.47	1:27.707
5	42.645	25.790	19.737	161.45	1:28.172
6	42.792	26.033	19.794	160.69	1:28.619
7	42.773	25.737	19.789	160.88	1:28.298
8	43.037	25.779	19.945	158.38	1:28.761
9	42.894	25.784	19.879	162.14	1:28.558
10	43.215	25.753	19.887	161.84	1:28.855
11	42.894	25.565	19.693	161.72	1:28.152
12	42.569	25.581	19.707	163.47	1:27.857
13	42.916	25.562	19.727	160.88	1:28.205
14	42.728	25.632	19.870	161.22	1:28.230
15	42.671	25.640	20.010	159.86	1:28.321
16	43.566	25.683	19.963	160.81	1:29.212
17	42.734	25.573	19.803	159.27	1:28.110
18	43.031	25.783	19.946	166.34	1:28.760
19	42.835	25.950	19.918	161.45	1:28.703
20	42.855	25.673	19.996	161.15	1:28.525
21	42.610	25.631	19.951	161.03	1:28.191
22	42.844	25.642	19.769	161.57	1:28.255
23	42.906	25.671	19.674	162.84	1:28.250

P - lap ended in the pits - lap ended on a red flag Average laptime is the average of laptimes within 120% of the rider's fastest lap in this session

AMA PRO ROAD RACING
 SUZUKI WHITE LIGHTNING AMA PRO SUPERBIKE NATIONALS
 VIRGINIA INTERNATIONAL RACEWAY - ALTON, VA
 ROUND 15 OF 19 - AUGUST 13-15, 2010

17C



AMA Pro National Guard American SuperBike

VIRGINIA INTERNATIONAL RACEWAY

INDIVIDUAL TIMES - AMERICAN SUPERBIKE RACE 2

AVG	43.111	25.688	19.817	153.97	1:28.464
IDEAL	42.429	25.280	19.589	169.35	1:27.297

72 Larry Pegram
Ducati 1098R

LAP	SEG 1	SEG 2	SEG 3	SPEED	LAPTIME
0	1:03.426	27.426	5:02.398	-	6:33.251
0	47.014	26.303	1:09.433	47.16	2:22.750
1	45.355	25.296	19.396	56.50	1:30.047
2	52.107	25.387	19.359	183.14	1:36.854
3	42.653	25.394	19.445	168.35	1:27.491
4	42.724	25.539	19.581	166.26	1:27.845
5	42.385	25.455	19.417	164.61	1:27.258
6	42.096	25.309	19.504	167.15	1:26.909
7	42.080	25.420	19.438	165.33	1:26.939
8	42.167	25.365	19.483	167.11	1:27.014
9	42.118	25.841	19.682	167.52	1:27.640
10	42.932	25.838	19.630	162.84	1:28.400
11	42.753	25.409	19.505	154.36	1:27.668
12	42.082	25.555	19.626	164.65	1:27.264
13	42.088	25.365	19.586	165.37	1:27.039
14	42.129	25.487	19.647	164.69	1:27.263
15	41.986	25.395	19.629	164.61	1:27.010
16	42.074	25.498	19.502	165.29	1:27.073
17	42.069	25.466	19.504	165.41	1:27.040
18	42.347	25.548	19.643	166.58	1:27.538
19	42.270	25.661	19.557	164.65	1:27.489
20	42.364	25.424	19.658	163.82	1:27.446
21	42.335	26.133	20.348	168.23	1:28.816
22	42.817	25.639	19.807	162.61	1:28.263
23	42.689	25.836	19.766	163.04	1:28.291
AVG	42.675	25.640	19.596	156.22	1:28.026
IDEAL	41.986	25.296	19.359	183.14	1:26.641

99 Geoff May
Buell 1125RR

LAP	SEG 1	SEG 2	SEG 3	SPEED	LAPTIME
0	57.305	32.945	5:24.612	-	6:54.862
0	46.693	26.240	1:09.088	57.06	2:22.021
1	45.768	25.181	19.457	56.28	1:30.406
2	41.779	25.226	19.427	178.72	1:26.432
3	41.764	25.120	19.374	164.41	1:26.257
4	41.559	25.232	19.461	164.41	1:26.251
5	41.799	25.265	19.616	164.37	1:26.679
6	41.879	25.144	19.480	162.88	1:26.503
7	42.043	25.619	19.434	165.33	1:27.097
8	41.920	25.234	19.491	167.48	1:26.646
9	42.026	25.383	19.508	164.97	1:26.917
10	42.169	25.532	19.521	167.24	1:27.222
11	42.105	25.350	19.624	167.28	1:27.080
12	41.998	25.409	19.661	166.62	1:27.068
13	41.888	25.172	19.570	164.65	1:26.630
14	41.982	25.274	19.561	164.89	1:26.817
15	41.931	25.254	19.617	164.53	1:26.802
16	41.898	25.275	19.607	164.89	1:26.779
17	42.177	25.369	19.564	164.97	1:27.110

P - lap ended in the pits **R** - lap ended on a red flag

18	43.018	25.791	19.695	164.93	1:28.504
19	42.312	25.476	19.774	173.89	1:27.562
20	42.486	25.525	19.787	164.06	1:27.797
21	42.456	25.704	19.760	163.43	1:27.920
22	42.552	25.691	19.876	161.84	1:28.120
23	42.774	25.878	20.852	162.69	1:29.505
AVG	42.480	25.445	19.642	157.07	1:27.359
IDEAL	41.559	25.120	19.374	178.72	1:26.053

101 Jordan Szoke
Honda CBR1000RR

LAP	SEG 1	SEG 2	SEG 3	SPEED	LAPTIME
0	58.196	28.836	5:19.056	-	6:46.087
0	46.707	26.240	1:07.703	59.70	2:20.649
1	46.451	25.641	19.461	64.26	1:31.552
2	42.454	25.636	19.423	179.38	1:27.513
3	42.672	25.637	19.543	166.34	1:27.851
4	42.363	25.708	19.516	166.30	1:27.587
5	42.810	25.822	19.686	168.27	1:28.318
6	42.773	26.083	19.780	165.61	1:28.636
7	42.817	25.748	19.835	165.73	1:28.400
8	42.911	25.870	19.825	160.24	1:28.605
9	42.930	25.843	19.913	162.53	1:28.687
10	42.961	25.823	19.764	162.18	1:28.549
11	43.159	25.570	19.670	162.14	1:28.399
12	42.418	25.716	19.730	163.74	1:27.864
13	42.791	25.718	19.741	163.11	1:28.250
14	42.991	26.002	19.823	163.70	1:28.816
15	42.689	25.676	19.649	164.97	1:28.013
16	43.146	25.771	19.854	164.81	1:28.771
17	42.838	25.594	19.763	162.57	1:28.195
18	43.043	25.850	19.787	170.37	1:28.680
19	42.922	25.992	19.852	162.53	1:28.766
20	42.796	25.710	19.786	163.35	1:28.292
21	42.756	25.740	19.901	162.88	1:28.396
22	42.882	25.681	19.834	161.45	1:28.397
23	42.835	25.697	19.693	163.35	1:28.225
AVG	43.130	25.904	19.732	156.23	1:28.468
IDEAL	42.363	25.570	19.423	179.38	1:27.355

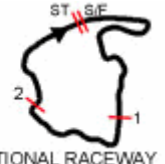
111 Kenny Rodriguez
Yamaha YZF-R1

LAP	SEG 1	SEG 2	SEG 3	SPEED	LAPTIME
0	58.261	28.447	5:20.251	-	6:46.960
0	48.824	27.395	1:01.720	67.26	2:17.939
1	46.700	26.897	20.356	68.43	1:33.952
2	44.452	26.708	20.314	170.54	1:31.474
3	44.144	26.705	20.558	161.49	1:31.406
4	43.713	27.007	20.617	158.30	1:31.337
5	43.585	26.948	20.448	156.92	1:30.981
6	43.780	26.999	20.561	159.53	1:31.340
7	44.209	26.880	20.442	156.52	1:31.530
8	43.863	27.163	20.487	156.24	1:31.512
9	44.052	27.091	20.533	157.35	1:31.676
10	44.205	27.275	20.623	156.09	1:32.102
11	44.600	27.063	20.898	154.89	1:32.561

Average laptime is the average of laptimes within 120% of the rider's fastest lap in this session

AMA PRO ROAD RACING
 SUZUKI WHITE LIGHTNING AMA PRO SUPERBIKE NATIONALS
 VIRGINIA INTERNATIONAL RACEWAY - ALTON, VA
 ROUND 15 OF 19 - AUGUST 13-15, 2010

17C



VIRGINIA INTERNATIONAL RACEWAY

AMA Pro National Guard American SuperBike

INDIVIDUAL TIMES - AMERICAN SUPERBIKE RACE 2

111 Kenny Rodriguez
 Yamaha YZF-R1

LAP	SEG 1	SEG 2	SEG 3	SPEED	LAPTIME
12	44.450	27.364	20.704	153.36	1:32.518
13	44.387	27.651	21.030	156.17	1:33.068
14	45.731	27.339	21.434	139.46	1:34.503
15	44.373	27.165	20.614	159.45	1:32.152
16	44.856	26.913	20.642	156.60	1:32.411
17	45.787	27.765	20.617	156.45	1:34.169
18	44.700	27.230	20.681	165.45	1:32.610
19	44.551	27.092	20.603	156.92	1:32.246
20	44.515	27.599	21.056	157.50	1:33.170
21	44.930	26.949	20.706	157.83	1:32.585
22	44.017	26.985	20.651	156.45	1:31.653
AVG	44.754	27.278	20.794	155.97	1:32.826
IDEAL	43.585	26.705	20.314	170.54	1:30.604

155 Ben Bostrom
 Yamaha YZF-R1

LAP	SEG 1	SEG 2	SEG 3	SPEED	LAPTIME
0	1:15.276	26.798	4:56.469	-	6:38.543
0	48.092	26.169	1:08.587	37.65	2:22.847
1	45.383	25.011	19.125	48.89	1:29.519
2	41.333	24.952	19.170	182.79	1:25.455
3	41.153	24.950	19.116	168.06	1:25.219
4	41.020	24.944	19.076	168.47	1:25.039
5	41.241	25.113	19.183	168.35	1:25.537
6	41.338	25.092	19.212	167.61	1:25.641
7	41.425	25.116	19.199	167.56	1:25.740
8	41.506	25.051	19.290	167.19	1:25.847
9	41.306	25.032	19.282	167.32	1:25.620
10	41.444	25.147	19.258	167.40	1:25.849
11	41.427	25.042	19.265	167.56	1:25.734
12	41.446	25.179	19.409	166.58	1:26.033
13	42.008	25.059	19.430	167.40	1:26.497
14	41.592	25.057	19.431	166.38	1:26.080
15	41.516	25.322	19.704	166.18	1:26.542
16	41.538	25.142	19.418	166.38	1:26.098
17	41.597	25.167	19.372	166.46	1:26.136
18	41.484	25.171	19.355	166.54	1:26.010
19	41.592	25.135	19.358	176.68	1:26.085
20	41.427	25.050	19.316	167.32	1:25.792
21	41.616	25.586	19.550	167.32	1:26.752
22	41.562	25.199	19.509	164.49	1:26.271
23	41.570	24.965	19.310	165.89	1:25.845
AVG	41.901	25.218	19.319	157.77	1:26.058
IDEAL	41.020	24.944	19.076	182.79	1:25.039

P - lap ended in the pits - lap ended on a red flag Average laptime is the average of laptimes within 120% of the rider's fastest lap in this session