

AMA Pro SuperSport East

VIRGINIA INTERNATIONAL RACEWAY

INDIVIDUAL TIMES - SUPERSPORT PRACTICE 1

3 Cody Wyman
Suzuki GSX-R600

LAP	SEG 1	SEG 2	SEG 3	SPEED	LAPTIME
1	50.753	28.732	22.022	-	-
2	47.505	28.253	22.046	143.03	1:37.804
3	46.970	28.005	21.679	143.51	1:36.653
4	46.571	27.816	21.965	144.15	1:36.352
5	46.296	27.892	22.177	142.91	1:36.365
6	47.017	27.552	21.762	141.84	1:36.331
7	11:25.790	11:05.540	10:55.634	152.46	12:17.882
8	46.936	27.892	21.846	141.10	1:36.673
9	46.220	27.595	21.913	141.72	1:35.728
10	46.235	28.068	21.867	139.03	1:36.170
11	46.345	27.603	21.696	142.46	1:35.644
12	45.990	27.567	21.954	142.64	1:35.511
AVG	46.608	27.907	21.903	143.17	1:36.323
IDEAL	45.990	27.552	21.679	152.46	1:35.220

5 Corey Alexander
Suzuki GSX-R600

LAP	SEG 1	SEG 2	SEG 3	SPEED	LAPTIME
1	51.844	29.368	22.476	-	-
2	47.018	28.603	22.960	139.46	1:38.581
3	45.701	27.855	22.544	140.90	1:36.101
4	45.859	27.015	21.424	135.87	1:34.298
5	44.324	26.678	21.006	136.55	1:32.008
AVG	45.726	27.904	22.082	138.20	1:35.247
IDEAL	44.324	26.678	21.006	140.90	1:32.008

12 Tomas Puerta
Yamaha YZF-R6

LAP	SEG 1	SEG 2	SEG 3	SPEED	LAPTIME
1	53.984	30.666	23.318	-	-
2	47.596	28.711	21.983	143.69	1:38.290
3	46.085	28.227	21.420	145.94	1:35.732
4	3:56.241	3:37.622	3:29.304	147.52	4:45.223
5	45.326	27.515	21.309	147.96	1:34.150
6	45.375	27.203	21.001	147.07	1:33.579
7	45.033	27.148	21.092	147.20	1:33.273
8	44.754	27.011	21.583	146.91	1:33.348
9	44.575	26.697	21.137	146.38	1:32.409
10	7:20.956	7:03.047	6:54.379	146.47	8:09.469
11	44.502	27.611	21.188	146.16	1:33.302
12	44.389	26.753	20.908	145.97	1:32.050
13	44.314	26.740	21.165	146.82	1:32.219
14	44.180	26.699	21.099	147.17	1:31.977
15	44.329	26.523	20.935	146.12	1:31.787
16	3:28.718	3:08.544	3:02.272	146.82	4:17.900
17	44.170	26.505	21.063	146.44	1:31.738
AVG	44.971	27.429	21.372	146.54	1:33.373
IDEAL	44.170	26.505	20.908	147.96	1:31.584

17 James Rispoli
Suzuki GSX-R600

LAP	SEG 1	SEG 2	SEG 3	SPEED	LAPTIME
1	53.540	31.023	22.518	-	-

2	47.391	28.734	22.434	145.53	1:38.559
3	46.115	28.006	22.005	146.22	1:36.125
4	18:13.090	17:48.528	17:38.157	139.52	19:02.814
5	2:57.796	2:38.017	2:29.762	144.94	3:46.500
6	44.226	26.911	21.119	145.97	1:32.256
7	44.871	26.681	21.075	148.25	1:32.627
8	44.565	26.631	20.998	145.97	1:32.194
9	2:39.849	2:22.730	2:17.035	145.32	3:29.337
10	46.541	27.328	21.208	147.45	1:35.077
11	44.528	26.694	20.994	145.53	1:32.216
AVG	45.703	27.860	21.643	145.48	1:34.702
IDEAL	44.226	26.631	20.994	148.25	1:31.851

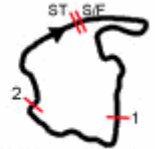
21 Elena Myers
Suzuki GSX-R600

LAP	SEG 1	SEG 2	SEG 3	SPEED	LAPTIME
1	55.335	31.953	23.382	-	-
2	49.899	29.353	22.394	144.06	1:41.646
3	45.829	27.825	21.860	145.07	1:35.514
4	45.401	27.205	21.474	145.53	1:34.079
5	5:58.891	5:40.932	5:33.607	146.25	6:48.211
6	44.999	27.050	21.508	145.66	1:33.556
7	44.956	26.974	21.261	143.96	1:33.191
8	44.630	26.817	21.236	144.51	1:32.684
9	44.579	26.805	21.039	144.88	1:32.423
10	4:26.083	4:08.800	4:03.232	145.25	5:14.568
11	44.282	27.852	22.070	145.84	1:34.204
12	44.706	27.183	21.111	145.78	1:33.000
13	44.404	26.963	20.989	148.00	1:32.356
14	6:17.374	5:59.874	5:53.724	146.66	7:08.454
15	47.074	27.271	20.961	144.94	1:35.306
16	44.837	26.731	20.948	146.85	1:32.517
AVG	45.466	27.691	21.556	145.55	1:34.206
IDEAL	44.282	26.731	20.948	148.00	1:31.962

24 Travis Wyman
Yamaha YZF-R6

LAP	SEG 1	SEG 2	SEG 3	SPEED	LAPTIME
1	50.848	28.797	22.051	-	-
2	45.668	26.871	21.220	139.80	1:33.759
3	4:40.329	4:22.481	4:16.899	147.07	5:28.930
4	44.732	26.410	21.171	146.31	1:32.313
5	5:00.676	4:42.151	4:36.842	154.26	5:48.907
6	44.765	26.519	20.953	144.54	1:32.236
7	44.291	26.693	21.013	146.19	1:31.998
8	44.431	26.539	21.006	146.72	1:31.975
9	7:26.361	7:08.981	7:01.717	147.77	8:14.396
10	44.527	26.528	21.004	146.47	1:32.059
11	4:56.071	4:38.466	4:31.055	147.42	5:43.800
12	44.291	26.389	20.925	146.41	1:31.605
13	44.390	26.354	21.169	146.85	1:31.913
AVG	44.637	26.789	21.168	146.65	1:32.232
IDEAL	44.291	26.354	20.925	154.26	1:31.569

P - lap ended in the pits - lap ended on a red flag Average laptime is the average of laptimes within 120% of the rider's fastest lap in this session



INDIVIDUAL TIMES - SUPERSPORT PRACTICE 1

25 Joey Pascarella
Ducati 848

LAP	SEG 1	SEG 2	SEG 3	SPEED	LAPTIME
1	51.266	29.340	21.928	-	-
2	46.003	28.838	23.528	147.48	1:38.369
3	44.368	26.884	23.769	148.71	1:35.021
4	52.827	30.124	21.507	123.74	1:44.457
5	44.036	27.230	20.818	148.19	1:32.083
6	43.939	26.250	20.447	147.32	1:30.635
7	44.253	26.230	20.664	149.10	1:31.147
8	44.056	26.716	22.067	147.58	1:32.840
9	43.602	27.005	20.970	148.80	1:31.577
10	48.252	27.563	21.375	145.19	1:37.189
11	43.620	26.287	20.423	147.39	1:30.330
12	4:23.245	4:05.928	3:58.551	149.06	5:11.091
13	43.474	27.100	22.686	148.25	1:33.260
14	43.770	26.289	20.673	148.77	1:30.732
15	47.037	28.269	21.918	150.51	1:37.224
16	43.557	26.160	20.449	147.93	1:30.166
17	43.348	26.614	20.765	149.78	1:30.727
18	43.956	36.341	27.887	151.58	1:48.184
19	43.764	26.222	20.610	147.01	1:30.596
20	43.408	26.436	21.846	147.74	1:31.689
21	43.580	26.349	20.470	146.63	1:30.399
22	43.657	26.261	20.461	149.26	1:30.379
23	43.639	26.188	20.427	147.84	1:30.254
AVG	44.266	27.065	21.324	147.18	1:33.679
IDEAL	43.348	26.160	20.423	151.58	1:29.931

28 Ryan Kerr
Kawasaki Ninja ZX-6R

LAP	SEG 1	SEG 2	SEG 3	SPEED	LAPTIME
1	56.759	31.544	25.215	-	-
2	50.753	31.305	24.508	111.59	1:46.566
3	48.473	30.011	23.536	124.08	1:42.020
4	49.007	29.005	22.954	129.08	1:40.966
5	47.054	30.084	24.329	136.09	1:41.468
6	46.863	29.409	22.958	138.89	1:39.229
7	4:20.676	4:02.317	3:55.688	146.25	5:11.921
8	46.112	28.220	22.336	142.02	1:36.668
9	46.269	28.205	22.278	141.90	1:36.751
10	46.249	28.121	22.167	140.47	1:36.537
11	46.200	28.026	22.365	141.69	1:36.591
12	45.974	28.214	22.226	139.35	1:36.413
13	46.326	28.001	22.146	141.81	1:36.473
14	46.671	28.202	22.143	141.28	1:37.016
15	46.504	28.375	22.531	140.58	1:37.410
16	46.552	28.052	22.695	139.37	1:37.299
17	45.990	28.397	22.046	140.84	1:36.433
18	46.142	27.622	22.101	142.13	1:35.865
19	45.607	27.656	22.261	139.80	1:35.524
AVG	46.868	28.803	22.822	137.62	1:38.190
IDEAL	45.607	27.622	22.046	146.25	1:35.275

39 Jordan Richardson
Triumph Daytona 675

LAP	SEG 1	SEG 2	SEG 3	SPEED	LAPTIME
1	50.990	28.461	22.529	-	-
2	47.163	28.108	21.984	137.96	1:37.254
3	46.347	27.219	21.474	140.58	1:35.040
4	46.545	27.611	21.671	140.18	1:35.828
5	21:32.755	21:13.952	21:07.329	137.96	22:21.446
6	45.709	27.280	21.432	137.77	1:34.421
7	45.295	27.795	21.365	138.61	1:34.455
8	45.603	26.955	21.395	137.88	1:33.953
AVG	46.110	27.633	21.693	138.71	1:35.158
IDEAL	45.295	26.955	21.365	140.58	1:33.615

40 Travis Ohge
Yamaha YZF-R6

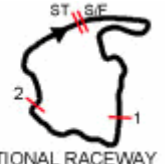
LAP	SEG 1	SEG 2	SEG 3	SPEED	LAPTIME
1	55.066	31.423	23.642	-	-
2	49.048	28.986	22.289	139.52	1:40.323
3	47.158	28.278	21.826	134.56	1:37.261
4	46.947	27.926	21.924	143.12	1:36.798
5	46.504	28.665	21.728	143.27	1:36.897
6	5:16.520	4:59.795	4:34.367	145.63	6:07.977
7	46.424	28.411	21.867	140.06	1:36.701
8	46.060	27.605	21.810	140.52	1:35.475
9	45.268	27.673	21.827	141.19	1:34.768
10	5:27.738	5:10.675	5:05.086	141.87	6:18.482
11	45.276	27.388	21.426	141.25	1:34.090
12	44.755	27.027	21.437	143.15	1:33.219
13	45.623	26.995	21.452	148.22	1:34.069
14	45.267	27.114	21.611	144.36	1:33.992
15	4:29.000	4:06.456	3:57.439	143.93	5:18.464
16	45.141	27.142	21.382	142.79	1:33.664
AVG	46.123	28.049	21.863	142.23	1:35.605
IDEAL	44.755	26.995	21.382	148.22	1:33.131

41 Matias Cassano
Yamaha YZF-R6

LAP	SEG 1	SEG 2	SEG 3	SPEED	LAPTIME
1	56.472	32.230	24.243	-	-
2	50.297	29.906	22.620	133.85	1:42.823
3	47.397	28.449	22.411	143.96	1:38.257
4	47.009	29.094	22.065	146.22	1:38.168
5	46.979	28.280	22.129	147.26	1:37.388
6	46.604	28.238	22.105	144.82	1:36.947
7	7:01.847	6:36.006	6:25.106	152.87	7:51.953
8	45.739	27.581	21.993	144.42	1:35.313
9	51.851	29.388	22.327	145.32	1:43.566
10	45.873	27.869	21.967	145.56	1:35.710
11	5:41.664	5:11.985	4:57.562	144.70	6:31.646
12	46.135	28.140	22.089	145.72	1:36.364
13	1:03.562	38.606	25.801	144.88	2:07.969
14	46.094	27.647	22.005	143.54	1:35.746
15	55.483	36.610	27.031	152.53	1:59.124
16	45.561	27.823	21.901	144.64	1:35.285

AMA PRO ROAD RACING
SUZUKI WHITE LIGHTNING AMA PRO SUPERBIKE NATIONALS
VIRGINIA INTERNATIONAL RACEWAY - ALTON, VA
ROUND 14 OF 19 - AUGUST 13-15, 2010

3C



VIRGINIA INTERNATIONAL RACEWAY

AMA Pro SuperSport East

INDIVIDUAL TIMES - SUPERSPORT PRACTICE 1

AVG	47.231	28.720	22.589	145.35	1:37.779
IDEAL	45.561	27.581	21.901	152.87	1:35.042

45 Antoine Richards
Suzuki GSX-R600

LAP	SEG 1	SEG 2	SEG 3	SPEED	LAPTIME
1	52.007	29.085	22.923	-	-
2	48.548	28.405	21.914	139.89	1:38.867
3	46.819	27.901	21.488	139.46	1:36.208
4	46.243	27.408	21.106	139.75	1:34.757
5	45.443	27.586	21.625	142.46	1:34.654
6	46.536	27.240	22.823	141.90	1:36.599
AVG	46.718	27.938	21.980	140.69	1:36.217
IDEAL	45.443	27.240	21.106	142.46	1:33.789

52 Michael Corbino
Yamaha YZF-R6

LAP	SEG 1	SEG 2	SEG 3	SPEED	LAPTIME
1	52.588	29.889	22.699	-	-
2	47.476	27.983	22.377	137.94	1:37.836
3	46.095	27.482	21.635	141.90	1:35.211
4	45.553	27.305	21.354	142.88	1:34.212
5	45.484	27.554	21.665	143.63	1:34.703
6	45.469	27.358	21.501	141.31	1:34.327
7	45.478	27.292	22.034	143.30	1:34.804
8	8:50.807	8:29.139	8:21.933	148.77	9:40.766
9	3:26.103	3:07.539	3:01.665	142.10	4:15.539
10	46.305	27.549	21.690	139.80	1:35.544
11	46.053	27.642	21.856	140.26	1:35.550
12	46.428	27.582	21.764	139.17	1:35.775
AVG	46.038	27.764	21.857	141.91	1:35.329
IDEAL	45.469	27.292	21.354	148.77	1:34.115

54 James Cohrs
Yamaha YZF-R6

LAP	SEG 1	SEG 2	SEG 3	SPEED	LAPTIME
1	50.585	5:24.976	5:16.510	-	-
2	46.635	28.434	21.797	142.28	1:36.866
3	46.029	44.023	21.897	141.54	1:51.949
4	46.613	27.642	21.571	147.04	1:35.826
5	8:17.017	7:59.575	7:53.494	142.05	9:07.496
6	6:16.935	5:56.481	5:49.472	139.77	7:05.815
7	45.530	27.601	21.849	142.82	1:34.980
8	46.030	27.760	21.854	140.70	1:35.644
AVG	46.167	27.859	21.794	142.31	1:39.053
IDEAL	45.530	27.601	21.571	147.04	1:34.702

56 Austin Dehaven
Yamaha YZF-R6

LAP	SEG 1	SEG 2	SEG 3	SPEED	LAPTIME
1	57.253	32.793	24.461	-	-
2	49.497	29.346	22.056	140.99	1:40.899
3	46.935	28.427	21.994	140.29	1:37.357
4	46.644	28.408	21.594	144.67	1:36.645
5	45.875	27.449	21.290	142.43	1:34.615
6	45.152	27.365	21.259	145.41	1:33.776
7	4:34.736	4:17.466	4:12.021	152.09	5:25.595

8	45.139	27.152	21.112	146.31	1:33.402
9	3:45.591	3:29.556	3:22.786	148.16	4:36.755
10	44.667	26.887	20.869	145.32	1:32.423
11	5:53.503	5:35.029	5:28.644	146.66	6:43.418
12	46.725	29.586	21.270	148.80	1:37.581
13	44.405	26.721	20.866	147.04	1:31.992
AVG	46.018	27.849	21.626	145.73	1:35.209
IDEAL	44.405	26.721	20.866	152.09	1:31.992

68 Dustin Dominguez
Kawasaki Ninja ZX-6R

LAP	SEG 1	SEG 2	SEG 3	SPEED	LAPTIME
1	57.712	32.561	25.151	-	-
2	48.261	31.123	23.203	132.83	1:42.587
3	46.330	28.251	22.224	141.87	1:36.805
4	10:07.210	9:49.283	9:43.494	143.54	10:56.642
5	45.466	27.065	21.777	141.75	1:34.308
6	45.686	26.782	21.371	141.19	1:33.839
7	45.073	26.651	21.374	142.61	1:33.098
8	44.825	26.548	21.408	144.94	1:32.781
9	13:56.326	13:38.055	13:32.709	144.06	14:44.103
10	44.701	26.170	20.979	143.54	1:31.850
11	44.632	26.571	20.963	145.81	1:32.166
AVG	45.622	27.395	22.050	142.21	1:34.679
IDEAL	44.632	26.170	20.963	145.81	1:31.765

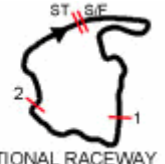
71 Hunter Propst
Suzuki GSX-R600

LAP	SEG 1	SEG 2	SEG 3	SPEED	LAPTIME
1	51.845	29.388	22.457	-	-
2	48.060	28.248	22.694	143.66	1:39.002
3	47.546	28.205	22.551	143.03	1:38.302
4	48.410	29.814	22.826	142.79	1:41.050
5	14:43.296	14:24.279	14:19.316	142.25	15:35.278
AVG	48.006	28.914	22.632	142.93	1:39.451
IDEAL	47.546	28.205	22.551	143.66	1:38.302

72 Miles Thornton
Yamaha YZF-R6

LAP	SEG 1	SEG 2	SEG 3	SPEED	LAPTIME
1	52.168	29.533	22.635	-	-
2	46.660	27.948	21.575	144.39	1:36.183
3	45.579	26.634	21.513	146.44	1:33.726
4	45.097	26.499	21.030	145.94	1:32.626
5	44.672	26.829	21.023	147.32	1:32.523
6	44.792	27.062	21.431	147.17	1:33.284
7	3:32.832	3:15.039	3:09.992	147.04	4:21.410
8	4:22.808	4:03.262	3:57.427	145.75	5:11.069
9	44.574	26.348	21.293	146.66	1:32.214
10	44.596	26.328	21.041	145.56	1:31.965
11	44.722	26.379	20.986	147.84	1:32.087
12	5:38.539	5:20.507	5:15.034	147.32	6:26.172
13	44.266	26.856	20.960	147.58	1:32.082
AVG	44.995	27.041	21.349	146.58	1:32.966
IDEAL	44.266	26.328	20.960	147.84	1:31.554

P - lap ended in the pits - lap ended on a red flag Average laptime is the average of laptimes within 120% of the rider's fastest lap in this session



AMA Pro SuperSport East

INDIVIDUAL TIMES - SUPERSPORT PRACTICE 1

73 J. D. Beach
Yamaha YZF-R6

LAP	SEG 1	SEG 2	SEG 3	SPEED	LAPTIME
1	53.215	30.760	22.455	-	-
2	2:52.634	2:32.722	2:25.368	144.76	3:41.795
3	44.649	27.189	20.904	148.58	1:32.742
4	44.366	26.968	20.808	148.25	1:32.143
5	44.187	27.140	20.645	147.58	1:31.972
6	6:58.737	6:32.857	6:20.599	157.97	7:46.664
7	44.446	26.436	20.725	145.72	1:31.606
8	43.691	26.618	20.818	146.72	1:31.127
9	43.734	26.767	22.242	147.01	1:32.743
10	5:25.730	5:06.228	4:58.572	147.96	6:13.103
11	43.494	26.246	20.522	147.29	1:30.262
12	43.322	26.432	20.550	148.54	1:30.304
13	43.558	26.289	20.583	147.80	1:30.430
14	43.183	25.860	20.547	147.55	1:29.590
AVG	43.863	26.973	20.982	148.13	1:31.292
IDEAL	43.183	25.860	20.522	157.97	1:29.565

75 Huntley Nash
Yamaha YZF-R6

LAP	SEG 1	SEG 2	SEG 3	SPEED	LAPTIME
1	50.826	29.178	21.648	-	-
2	45.702	27.579	21.769	148.32	1:35.049
3	45.236	27.594	20.915	149.29	1:33.745
4	45.511	27.065	20.804	149.23	1:33.380
5	12:15.182	11:58.593	11:53.110	148.16	13:04.565
6	44.899	27.332	21.108	146.19	1:33.338
7	44.920	27.208	21.012	147.13	1:33.140
8	44.892	27.038	20.993	148.03	1:32.923
9	44.746	27.039	20.854	147.36	1:32.640
10	44.885	27.219	21.151	148.58	1:33.256
11	45.194	26.938	20.902	147.42	1:33.033
12	44.180	26.702	20.722	148.35	1:31.605
13	5:29.167	5:08.751	4:59.779	149.23	6:17.359
14	44.184	26.780	20.955	148.25	1:31.919
15	44.260	26.958	20.891	146.94	1:32.109
AVG	44.884	27.279	21.056	148.03	1:33.011
IDEAL	44.180	26.702	20.722	149.29	1:31.605

77 Eric Stump
Yamaha YZF-R6

LAP	SEG 1	SEG 2	SEG 3	SPEED	LAPTIME
1	53.926	30.746	23.182	-	-
2	47.463	27.994	21.861	142.61	1:37.317
3	46.858	27.631	21.503	144.94	1:35.992
4	45.724	27.264	21.528	145.50	1:34.517
5	7:34.381	7:15.656	7:10.052	146.82	8:23.497
6	46.265	27.646	21.703	143.78	1:35.613
7	46.331	27.325	21.617	142.13	1:35.273
8	46.147	29.491	22.607	142.52	1:38.245
9	3:33.420	3:11.415	3:01.997	137.52	4:21.748
10	45.199	26.998	21.291	144.64	1:33.489
11	45.017	26.749	21.192	145.66	1:32.958

12	45.405	26.843	21.264	147.01	1:33.512
13	6:40.588	6:22.634	6:16.483	146.98	7:29.824
14	45.258	27.124	21.625	144.18	1:34.006
15	45.977	27.505	21.601	146.00	1:35.083
AVG	45.921	27.704	21.711	144.49	1:34.960
IDEAL	45.017	26.749	21.192	147.01	1:32.958

82 Daniel Guevara
Suzuki GSX-R600

LAP	SEG 1	SEG 2	SEG 3	SPEED	LAPTIME
1	55.876	31.710	24.168	-	-
2	48.792	28.665	22.626	138.67	1:40.082
3	46.826	28.446	22.132	137.66	1:37.404
4	46.860	28.051	22.020	140.18	1:36.931
5	46.143	28.671	21.993	141.84	1:36.807
6	5:22.372	5:04.408	4:58.446	139.49	6:13.312
7	45.983	27.899	21.980	140.96	1:35.862
8	45.828	27.866	21.898	140.64	1:35.591
9	45.655	27.646	21.679	141.40	1:34.979
10	46.341	28.048	21.748	141.46	1:36.137
11	46.544	28.033	21.799	141.96	1:36.375
12	45.606	27.481	21.694	142.05	1:34.782
13	45.756	27.614	21.551	140.81	1:34.921
14	5:27.133	5:07.763	4:59.737	143.03	6:16.553
15	45.489	27.528	22.737	139.00	1:35.754
16	45.776	27.436	22.507	146.34	1:35.719
17	45.894	27.523	21.569	139.43	1:34.987
18	45.510	27.452	21.803	142.05	1:34.765
AVG	46.200	28.129	22.119	141.00	1:36.073
IDEAL	45.489	27.436	21.551	146.34	1:34.476

97 Nicholas Hansen
Suzuki GSX-R600

LAP	SEG 1	SEG 2	SEG 3	SPEED	LAPTIME
1	55.434	32.107	23.327	-	-
2	47.666	27.961	21.872	141.84	1:37.500
3	46.211	27.413	21.453	143.15	1:35.077
4	45.690	27.255	21.381	144.94	1:34.326
5	46.237	27.078	21.115	145.32	1:34.429
6	45.073	27.091	21.348	146.00	1:33.512
7	45.032	26.861	21.099	144.24	1:32.993
8	5:35.471	5:17.623	5:12.044	152.19	6:25.199
9	49.956	28.664	21.768	142.73	1:40.388
10	45.201	26.886	21.367	142.37	1:33.454
11	45.387	27.575	21.815	145.04	1:34.777
12	45.133	27.056	21.440	144.48	1:33.628
13	45.303	27.026	21.719	143.60	1:34.048
14	45.838	27.027	21.270	142.10	1:34.135
15	44.976	26.880	21.217	143.93	1:33.074
AVG	45.977	27.634	21.585	144.42	1:34.719
IDEAL	44.976	26.861	21.099	152.19	1:32.937

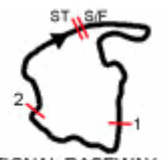
314 Charlie Long
Suzuki GSX-R600

LAP	SEG 1	SEG 2	SEG 3	SPEED	LAPTIME
1	1:00.040	33.913	26.128	-	-

P - lap ended in the pits **R** - lap ended on a red flag Average laptime is the average of laptimes within 120% of the rider's fastest lap in this session

AMA PRO ROAD RACING
 SUZUKI WHITE LIGHTNING AMA PRO SUPERBIKE NATIONALS
 VIRGINIA INTERNATIONAL RACEWAY - ALTON, VA
 ROUND 14 OF 19 - AUGUST 13-15, 2010

3C



VIRGINIA INTERNATIONAL RACEWAY

AMA Pro SuperSport East

INDIVIDUAL TIMES - SUPERSPORT PRACTICE 1

314 Charlie Long
 Suzuki GSX-R600

LAP	SEG 1	SEG 2	SEG 3	SPEED	LAPTIME
2	54.061	33.382	24.926	129.21	1:52.369
3	51.119	32.407	25.039	124.65	1:48.565
4	49.896	31.579	23.616	136.77	1:45.091
5	48.657	30.953	24.823	140.21	1:44.433
6	49.438	29.772	23.068	138.47	1:42.278
7	13:41.051	13:19.162	13:08.425	147.32	14:34.436
8	48.029	29.701	23.645	137.52	1:41.375
9	47.502	29.352	22.751	136.61	1:39.604
10	47.329	28.907	22.516	136.58	1:38.752
11	46.966	29.011	22.496	140.38	1:38.473
AVG	49.222	30.563	23.653	136.77	1:43.438
IDEAL	46.966	28.907	22.496	147.32	1:38.369

700 David Gaviria
 Kawasaki Ninja ZX-6R

LAP	SEG 1	SEG 2	SEG 3	SPEED	LAPTIME
1	53.399	31.056	22.344	-	-
2	47.470	28.783	22.356	136.77	1:38.609
3	46.014	28.360	22.945	143.39	1:37.319
4	46.178	28.038	21.806	132.93	1:36.023
5	45.688	27.424	21.860	142.40	1:34.972
6	47.114	27.360	21.645	145.94	1:36.119
7	7:00.905	6:42.902	6:37.158	146.03	7:50.499
8	45.888	27.416	21.669	144.98	1:34.974
9	45.397	27.534	21.651	144.85	1:34.582
10	45.726	28.066	21.910	145.78	1:35.702
11	46.676	27.395	21.588	146.56	1:35.658
12	6:59.938	6:42.974	6:36.637	145.78	7:50.085
13	44.975	26.735	21.213	148.48	1:32.923
14	46.743	27.761	21.953	147.74	1:36.457
15	45.487	27.488	21.883	144.61	1:34.858
AVG	46.113	27.955	21.910	144.02	1:35.683
IDEAL	44.975	26.735	21.213	148.48	1:32.923

P - lap ended in the pits - lap ended on a red flag Average laptime is the average of laptimes within 120% of the rider's fastest lap in this session