

AMA Pro SuperSport East

INDIVIDUAL TIMES - SUPERSPORT RACE 2

3 Cody Wyman
Suzuki GSX-R600

LAP	SEG 1	SEG 2	SEG 3	SPEED	LAPTIME
0	54.579	29.840	5:07.139	-	6:31.557
0	5:15.805	4:54.404	5:07.181	0.25	6:35.087 P
0	11:16.754	33.267	1:20.329	-	13:10.350
1	50.273	27.801	21.366	70.46	1:39.439
2	47.865	27.259	21.445	150.94	1:36.569
3	45.197	27.486	21.316	147.04	1:33.998
4	44.873	26.914	21.061	148.77	1:32.847
5	44.857	27.796	21.345	150.84	1:33.998
6	45.860	27.383	21.263	147.71	1:34.506
7	45.158	26.697	21.030	147.07	1:32.885
8	44.957	27.037	21.284	147.45	1:33.278
9	45.268	26.861	21.243	146.56	1:33.372
10	45.661	27.009	21.197	144.58	1:33.866
11	45.355	27.261	21.393	147.07	1:34.010
12	45.475	27.121	21.257	146.03	1:33.852
13	45.401	26.833	21.457	146.60	1:33.690
14	45.635	27.398	21.532	145.44	1:34.564
15	46.088	27.470	21.761	145.13	1:35.318
16	45.401	27.446	21.655	144.85	1:34.501
17	46.105	27.113	21.465	145.53	1:34.684
18	45.901	27.258	21.561	145.69	1:34.719
AVG	45.852	27.367	21.368	135.16	1:34.450
IDEAL	44.857	26.697	21.030	150.94	1:32.584

5 Corey Alexander
Suzuki GSX-R600

LAP	SEG 1	SEG 2	SEG 3	SPEED	LAPTIME
0	1:10.718	39.105	5:17.976	-	7:07.798
0	5:14.297	4:53.056	15:26.050	0.25	16:53.134 P
0	1:01.949	30.532	1:20.880	-	2:53.361
1	50.106	27.375	21.585	69.17	1:39.066
2	44.764	27.096	20.845	144.03	1:32.705
3	43.988	26.385	20.580	148.67	1:30.953
4	44.380	26.404	20.666	148.48	1:31.450
5	44.037	26.858	20.610	144.30	1:31.504
6	44.456	27.186	20.944	144.58	1:32.587
7	44.008	26.766	20.841	148.41	1:31.615
8	44.954	26.728	20.923	142.82	1:32.605
9	44.773	26.865	20.799	145.84	1:32.437
10	44.076	26.628	20.892	144.45	1:31.596
11	44.252	26.435	21.142	141.02	1:31.828
12	44.417	26.375	21.045	145.22	1:31.837
13	44.398	26.450	21.213	141.54	1:32.061
14	44.373	26.492	20.957	140.44	1:31.822
15	44.253	26.232	21.073	140.78	1:31.557
16	44.402	26.428	21.032	139.72	1:31.863
17	44.151	26.250	20.955	144.88	1:31.356
18	44.302	26.120	20.934	140.58	1:31.356
AVG	44.672	26.821	20.947	132.38	1:32.233
IDEAL	43.988	26.120	20.580	148.67	1:30.687

12 Tomas Puerta
Yamaha YZF-R6

LAP	SEG 1	SEG 2	SEG 3	SPEED	LAPTIME
0	56.393	35.015	5:13.946	-	6:45.354
0	5:11.240	4:48.909	15:28.617	0.25	16:56.216 P
0	1:02.906	30.515	1:20.322	-	2:53.743
1	47.771	26.212	20.444	51.88	1:34.426
2	43.651	26.066	20.446	151.72	1:30.162
3	43.753	26.170	20.427	152.57	1:30.350
4	43.825	26.411	20.721	151.72	1:30.957
5	44.366	26.408	21.033	148.41	1:31.808
6	45.995	36.851	1:33.624	151.82	2:56.471 P
7	49.675	28.044	3:56.347	-	5:16.066 P
AVG	44.894	26.964	20.614	115.48	1:31.541
IDEAL	43.651	26.066	20.427	152.57	1:30.143

17 James Rispoli
Suzuki GSX-R600

LAP	SEG 1	SEG 2	SEG 3	SPEED	LAPTIME
0	5:58.720	35.452	5:23.268	-	-
0	5:10.305	4:50.798	4:59.248	0.26	6:21.398 P
0	11:36.143	30.620	1:21.096	-	13:27.859
1	47.869	26.279	20.595	55.41	1:34.743
2	43.717	25.871	20.856	150.41	1:30.444
3	47.563	37.190	44.313	146.16	2:09.066 P
AVG	46.383	27.590	20.726	88.06	1:32.594
IDEAL	43.717	25.871	20.595	150.41	1:30.183

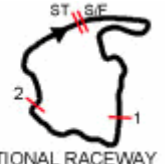
21 Elena Myers
Suzuki GSX-R600

LAP	SEG 1	SEG 2	SEG 3	SPEED	LAPTIME
0	5:59.531	35.388	5:24.143	-	-
0	5:14.417	4:54.867	5:08.140	0.25	6:35.777 P
0	11:11.116	30.444	1:31.527	-	13:13.086
1	47.948	26.847	20.937	64.73	1:35.732
2	44.381	26.438	20.815	149.98	1:31.635
3	44.425	26.853	20.617	151.31	1:31.895
4	44.424	26.606	20.768	152.67	1:31.798
5	44.005	26.451	20.785	152.63	1:31.241
6	44.075	27.046	20.750	153.15	1:31.871
7	44.922	26.529	20.702	153.87	1:32.153
8	44.235	26.534	20.702	152.70	1:31.470
9	44.144	26.536	20.815	151.78	1:31.495
10	44.428	26.574	20.863	151.01	1:31.865
11	44.452	26.637	21.031	151.18	1:32.119
12	44.740	26.692	20.796	149.95	1:32.228
13	44.313	26.595	20.745	151.78	1:31.653
14	44.336	26.743	20.740	151.89	1:31.818
15	44.433	26.569	20.874	151.62	1:31.876
16	44.462	26.692	21.008	150.25	1:32.163
17	44.323	26.536	21.006	149.75	1:31.865
18	44.561	26.730	21.120	149.49	1:32.412
AVG	44.589	26.845	20.837	138.95	1:32.072
IDEAL	44.005	26.438	20.617	153.87	1:31.060

P - lap ended in the pits - lap ended on a red flag Average laptime is the average of laptimes within 120% of the rider's fastest lap in this session

AMA PRO ROAD RACING
 SUZUKI WHITE LIGHTNING AMA PRO SUPERBIKE NATIONALS
 VIRGINIA INTERNATIONAL RACEWAY - ALTON, VA
 ROUND 15 OF 19 - AUGUST 13-15, 2010
 AMA Pro SuperSport East

16C



VIRGINIA INTERNATIONAL RACEWAY

INDIVIDUAL TIMES - SUPERSPORT RACE 2

24 Travis Wyman
Yamaha YZF-R6

LAP	SEG 1	SEG 2	SEG 3	SPEED	LAPTIME
0	5:54.165	33.368	5:20.817	-	-
0	5:11.063	4:49.618	4:54.030	0.26	6:20.885 P
0	11:42.877	28.877	1:16.343	-	13:28.096
1	47.707	26.379	20.520	57.49	1:34.606
2	43.654	25.989	20.433	151.58	1:30.076
3	43.544	26.146	20.339	151.65	1:30.030
4	43.734	26.421	20.454	153.32	1:30.609
5	43.437	25.957	20.449	151.38	1:29.843
6	43.597	26.693	20.490	157.32	1:30.779
7	43.636	26.102	20.564	150.71	1:30.302
8	43.720	26.099	20.520	148.87	1:30.339
9	43.720	26.116	20.489	148.51	1:30.326
10	43.737	25.999	20.558	149.10	1:30.294
11	43.897	26.021	20.552	149.13	1:30.470
12	43.871	26.215	20.576	148.58	1:30.662
13	43.823	26.193	20.569	149.13	1:30.585
14	43.795	26.245	20.779	149.52	1:30.818
15	44.138	26.428	20.742	148.61	1:31.308
16	44.300	26.260	20.706	148.93	1:31.267
17	45.989	26.407	20.774	148.35	1:33.171
18	44.335	26.505	20.894	148.48	1:31.733
AVG	44.146	26.371	20.578	137.42	1:30.956
IDEAL	43.437	25.957	20.339	157.32	1:29.733

25 Joey Pascarella
Yamaha YZF-R6

LAP	SEG 1	SEG 2	SEG 3	SPEED	LAPTIME
0	1:13.824	34.754	5:17.530	-	7:06.107
0	5:12.042	4:53.274	15:21.763	0.25	16:48.739 P
0	1:17.733	28.838	1:15.338	-	3:01.909
1	47.120	26.274	20.277	48.06	1:33.671
2	43.687	26.078	20.326	147.93	1:30.091
3	43.493	25.906	20.340	148.71	1:29.739
4	44.036	26.140	20.614	148.87	1:30.790
5	43.505	26.176	20.644	152.60	1:30.324
6	44.406	36.498	3:24.076	-	4:44.980 P
AVG	44.368	26.569	20.440	107.74	1:30.923
IDEAL	43.493	25.906	20.277	152.60	1:29.676

28 Ryan Kerr
Kawasaki Ninja ZX-6R

LAP	SEG 1	SEG 2	SEG 3	SPEED	LAPTIME
0	6:01.009	37.041	5:23.969	-	-
0	5:12.720	4:52.831	5:09.419	0.25	6:36.635 P
0	11:16.257	30.484	1:23.768	-	13:10.509
1	49.568	27.293	21.323	73.60	1:38.184
2	44.214	26.391	20.887	149.92	1:31.492
3	44.416	26.648	20.801	147.84	1:31.865
4	44.442	26.482	20.838	149.26	1:31.762
5	44.322	26.671	20.877	148.93	1:31.870
6	44.293	26.789	20.977	148.93	1:32.058
7	44.328	26.824	21.001	151.18	1:32.153

8	44.698	26.572	21.350	140.93	1:32.620
9	44.796	26.981	21.108	144.88	1:32.885
10	44.392	26.534	20.773	149.52	1:31.699
11	44.555	26.672	20.817	146.22	1:32.043
12	44.439	26.538	21.059	149.19	1:32.035
13	44.469	26.239	20.995	148.93	1:31.702
14	44.293	26.500	20.831	148.67	1:31.624
15	44.355	26.338	20.919	148.87	1:31.612
16	44.606	26.416	20.785	148.48	1:31.807
17	44.809	26.752	21.197	148.48	1:32.758
18	44.658	26.647	21.118	147.87	1:32.423
AVG	44.755	26.817	21.000	136.64	1:32.380
IDEAL	44.214	26.239	20.773	151.18	1:31.226

39 Jordan Richardson
Triumph Daytona 675

LAP	SEG 1	SEG 2	SEG 3	SPEED	LAPTIME
0	-	-	-	-	0:00.000
AVG	-	-	-	-	-
IDEAL	-	-	-	-	-

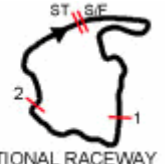
40 Travis Ohge
Yamaha YZF-R6

LAP	SEG 1	SEG 2	SEG 3	SPEED	LAPTIME
0	1:01.607	36.069	5:18.844	-	6:56.520
0	6:52.987	6:31.961	15:30.438	0.25	16:55.519 P
0	1:01.376	30.671	1:20.004	-	2:52.051
1	48.377	27.055	20.606	66.79	1:36.038
2	44.519	26.441	20.716	153.77	1:31.676
3	44.363	26.615	20.679	150.68	1:31.657
4	45.098	26.259	20.683	153.01	1:32.040
5	44.311	26.520	20.640	151.11	1:31.471
6	44.183	26.697	20.738	150.84	1:31.617
7	44.626	26.301	20.664	151.78	1:31.591
8	44.346	26.486	20.722	152.94	1:31.555
9	44.302	26.335	20.835	151.78	1:31.472
10	44.490	26.455	20.899	151.99	1:31.844
11	44.562	26.626	20.907	152.70	1:32.095
12	44.344	26.387	20.923	150.84	1:31.654
13	44.251	26.432	21.182	148.51	1:31.865
14	44.330	26.504	20.835	146.66	1:31.669
15	44.090	26.183	20.903	147.36	1:31.176
16	44.010	26.289	20.893	145.78	1:31.193
17	44.362	26.357	20.933	146.66	1:31.651
18	44.557	26.692	20.863	146.98	1:32.111
AVG	44.618	26.700	20.812	137.92	1:31.910
IDEAL	44.010	26.183	20.606	153.77	1:30.799

41 Matias Cassano
Yamaha YZF-R6

LAP	SEG 1	SEG 2	SEG 3	SPEED	LAPTIME
0	58.252	38.696	5:11.177	-	6:48.125
0	5:16.412	4:55.804	15:26.717	0.25	16:53.759 P
0	1:02.017	30.223	1:21.454	-	2:53.694
1	48.603	27.001	20.734	64.81	1:36.338
2	44.757	26.670	20.832	153.29	1:32.259

P - lap ended in the pits - lap ended on a red flag Average laptime is the average of laptimes within 120% of the rider's fastest lap in this session



INDIVIDUAL TIMES - SUPERSPORT RACE 2

41 Matias Cassano
Yamaha YZF-R6

LAP	SEG 1	SEG 2	SEG 3	SPEED	LAPTIME
3	54.377	26.768	20.885	153.18	1:42.030
4	44.418	26.990	20.925	150.08	1:32.333
5	44.034	26.760	20.727	152.43	1:31.520
6	44.937	28.073	21.199	153.49	1:34.209
7	44.221	26.614	20.859	148.74	1:31.694
8	44.304	26.848	20.779	151.11	1:31.932
9	44.236	26.532	20.763	150.74	1:31.531
10	44.317	26.524	20.762	150.84	1:31.602
11	44.294	26.622	20.957	151.82	1:31.873
12	44.577	26.711	20.711	151.52	1:31.999
13	44.752	26.696	20.757	151.18	1:32.205
14	44.411	26.637	20.785	150.81	1:31.832
15	44.366	26.654	20.776	150.02	1:31.796
16	44.420	26.677	20.844	150.64	1:31.941
17	44.594	26.827	20.792	149.46	1:32.213
18	44.650	26.893	20.906	149.92	1:32.450
AVG	44.435	26.802	20.839	151.00	1:32.697
IDEAL	44.034	26.524	20.711	153.49	1:31.268

45 Antoine Richards
Suzuki GSX-R600

LAP	SEG 1	SEG 2	SEG 3	SPEED	LAPTIME
0	1:05.365	39.233	5:16.813	-	7:01.410
0	5:13.480	4:54.232	15:28.565	0.25	16:56.014 P
0	1:05.089	30.487	1:14.959	-	2:50.535
1	49.610	27.344	21.443	71.22	1:38.397
2	45.390	26.981	20.947	148.71	1:33.319
3	45.099	27.188	20.844	149.33	1:33.130
4	45.106	27.256	21.364	148.09	1:33.726
5	46.031	27.573	21.314	144.61	1:34.919
6	45.514	27.920	21.647	147.20	1:35.081
7	46.077	27.475	21.508	145.56	1:35.060
8	46.392	30.078	1:18.028	146.34	2:34.498 P
AVG	46.152	28.034	21.295	122.37	1:34.804
IDEAL	45.099	26.981	20.844	149.33	1:32.924

52 Michael Corbino
Yamaha YZF-R6

LAP	SEG 1	SEG 2	SEG 3	SPEED	LAPTIME
0	4:22.562	35.544	5:26.541	-	10:24.646
0	5:11.962	4:51.456	13:51.927	0.25	15:17.499 P
0	2:28.881	30.444	1:29.913	-	4:29.238
1	49.422	26.949	20.863	68.82	1:37.234
2	44.574	26.770	20.799	147.39	1:32.143
3	44.436	26.727	20.847	148.58	1:32.010
4	44.559	26.616	20.792	147.04	1:31.967
5	44.545	26.726	20.837	147.07	1:32.107
6	44.453	26.721	21.011	146.22	1:32.185
7	44.361	26.804	21.049	147.61	1:32.214
8	44.903	26.720	21.018	145.72	1:32.641
9	44.649	26.791	20.899	147.17	1:32.339
10	44.637	26.614	20.888	145.81	1:32.140

11	44.457	26.634	20.932	147.01	1:32.023
12	44.670	26.799	20.779	147.96	1:32.248
13	44.918	26.524	20.875	151.05	1:32.318
14	44.531	26.794	21.025	147.29	1:32.350
15	44.437	26.634	21.057	146.94	1:32.128
16	44.636	26.598	21.007	146.28	1:32.241
17	45.031	26.898	21.085	145.91	1:33.014
18	45.029	27.061	21.372	146.53	1:33.462
AVG	44.879	26.923	20.951	135.88	1:32.568
IDEAL	44.361	26.524	20.779	151.05	1:31.664

54 James Cohrs
Yamaha YZF-R6

LAP	SEG 1	SEG 2	SEG 3	SPEED	LAPTIME
0	1:17.251	35.166	5:28.264	-	7:20.681
0	5:17.212	5:11.353	15:25.556	0.25	16:50.860 P
0	1:03.204	30.428	1:21.247	-	2:54.878
1	50.628	27.343	21.341	73.59	1:39.313
2	44.897	27.234	21.123	149.52	1:33.254
3	45.506	28.255	21.420	150.45	1:35.180
4	44.782	26.692	20.636	145.72	1:32.110
5	45.697	26.862	20.723	148.87	1:33.282
6	45.398	27.895	21.594	149.62	1:34.887
7	44.896	26.774	20.936	135.66	1:32.606
8	44.749	26.933	21.120	147.64	1:32.801
9	44.848	26.786	21.042	146.85	1:32.675
10	45.143	27.050	21.309	147.04	1:33.502
11	45.033	27.383	21.158	145.66	1:33.574
12	45.254	27.460	21.308	147.20	1:34.021
13	45.610	27.115	21.255	145.69	1:33.981
14	45.154	26.877	21.112	146.00	1:33.143
15	44.855	27.164	21.266	145.16	1:33.285
16	44.874	26.915	21.014	144.73	1:32.803
17	45.709	27.341	21.377	145.07	1:34.427
18	45.429	27.345	21.529	143.75	1:34.303
AVG	45.470	27.361	21.181	134.66	1:33.842
IDEAL	44.749	26.692	20.636	150.45	1:32.077

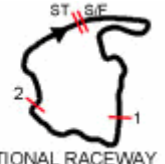
56 Austin Dehaven
Yamaha YZF-R6

LAP	SEG 1	SEG 2	SEG 3	SPEED	LAPTIME
0	1:02.435	35.903	5:13.762	-	6:52.100
0	5:12.484	4:51.758	15:35.086	0.25	16:59.072 P
0	1:07.024	29.787	1:13.326	-	2:50.137
1	48.573	26.776	20.784	55.43	1:36.133
2	43.505	26.190	20.399	151.85	1:30.093
3	44.951	26.616	20.618	153.70	1:32.185
4	43.686	26.472	20.572	151.78	1:30.730
5	43.894	26.661	20.670	153.05	1:31.224
6	44.007	26.964	20.663	158.93	1:31.634
7	44.015	26.380	20.625	152.23	1:31.020
8	44.044	26.317	20.562	150.51	1:30.923
9	43.929	26.444	20.519	149.95	1:30.892
10	44.627	26.722	20.572	150.68	1:31.920
11	44.234	26.481	20.703	151.25	1:31.418
12	43.912	26.496	20.655	149.06	1:31.064

P - lap ended in the pits 🚩 - lap ended on a red flag Average laptime is the average of laptimes within 120% of the rider's fastest lap in this session

AMA PRO ROAD RACING
SUZUKI WHITE LIGHTNING AMA PRO SUPERBIKE NATIONALS
VIRGINIA INTERNATIONAL RACEWAY - ALTON, VA
ROUND 15 OF 19 - AUGUST 13-15, 2010
AMA Pro SuperSport East

16C



VIRGINIA INTERNATIONAL RACEWAY

INDIVIDUAL TIMES - SUPERSPORT RACE 2

56 Austin Dehaven
Yamaha YZF-R6

LAP	SEG 1	SEG 2	SEG 3	SPEED	LAPTIME
13	43.920	26.342	20.557	152.57	1:30.819
14	43.937	26.397	20.654	152.23	1:30.988
15	44.554	26.605	20.529	152.29	1:31.688
16	44.081	27.476	20.780	153.32	1:32.337
17	44.849	26.858	21.165	152.46	1:32.872
18	44.863	26.975	21.949	149.23	1:33.787
AVG	44.367	26.776	20.939	152.02	1:32.082
IDEAL	43.505	26.190	20.399	158.93	1:30.093

68 Dustin Dominguez
Kawasaki Ninja ZX-6R

LAP	SEG 1	SEG 2	SEG 3	SPEED	LAPTIME
0	5:48.818	38.639	5:09.979	-	-
0	5:10.868	4:47.265	4:59.014	0.25	6:27.228 P
0	11:42.853	29.322	1:10.764	-	13:22.940
1	47.091	25.937	20.700	49.65	1:33.727
2	43.583	25.890	20.628	144.54	1:30.102
3	44.014	26.177	20.224	145.97	1:30.416
4	43.801	26.042	20.344	151.18	1:30.187
5	43.404	25.846	20.434	152.53	1:29.684
6	43.234	25.846	20.303	156.27	1:29.383
7	43.577	25.614	20.481	152.40	1:29.672
8	43.392	25.880	20.712	150.08	1:29.983
9	44.270	25.846	20.565	149.23	1:30.681
10	44.153	25.838	20.596	147.61	1:30.588
11	43.920	25.786	20.831	148.51	1:30.536
12	44.353	25.878	20.719	148.03	1:30.950
13	43.766	25.948	20.791	146.63	1:30.506
14	43.696	26.015	20.850	146.25	1:30.562
15	43.802	25.845	21.016	146.98	1:30.663
16	44.171	25.984	20.796	146.98	1:30.951
17	43.933	26.217	21.007	147.01	1:31.156
18	44.885	26.463	22.621	146.47	1:33.968
AVG	44.058	26.125	20.757	135.61	1:30.762
IDEAL	43.234	25.614	20.224	156.27	1:29.072

71 Hunter Propst
Suzuki GSX-R600

LAP	SEG 1	SEG 2	SEG 3	SPEED	LAPTIME
0	-	-	-	-	0:00.000
AVG	-	-	-	-	-
IDEAL	-	-	-	-	-

72 Miles Thornton
Yamaha YZF-R6

LAP	SEG 1	SEG 2	SEG 3	SPEED	LAPTIME
0	5:56.879	39.672	5:17.206	-	-
0	5:10.274	4:50.528	5:03.663	0.26	6:30.178 P
0	11:24.585	30.560	1:23.254	-	13:18.399
1	48.432	26.676	20.615	60.00	1:35.723
2	44.376	26.643	20.458	153.74	1:31.477
3	44.280	27.697	20.296	151.72	1:32.273
4	44.591	26.271	20.593	156.52	1:31.455

5	44.393	26.298	20.514	156.81	1:31.205
6	44.330	27.015	20.555	155.21	1:31.900
7	44.194	26.319	20.580	156.56	1:31.092
8	44.132	26.238	20.666	151.18	1:31.036
9	43.872	26.065	20.550	151.52	1:30.488
10	43.822	26.099	20.540	150.35	1:30.461
11	43.796	26.312	20.478	152.33	1:30.586
12	44.314	26.005	20.591	153.01	1:30.910
13	43.995	26.367	20.481	148.19	1:30.842
14	44.050	26.303	20.592	152.26	1:30.944
15	44.341	26.155	20.611	152.63	1:31.107
16	44.128	26.144	20.815	150.51	1:31.087
17	43.841	26.328	20.653	149.55	1:30.822
18	43.799	26.014	20.504	149.95	1:30.317
AVG	44.373	26.590	20.558	140.46	1:31.312
IDEAL	43.796	26.005	20.296	156.81	1:30.097

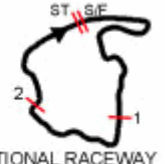
73 J. D. Beach
Yamaha YZF-R6

LAP	SEG 1	SEG 2	SEG 3	SPEED	LAPTIME
0	1:11.009	39.222	5:13.278	-	7:03.508
0	5:10.767	4:49.861	15:32.669	0.25	17:00.104 P
0	1:09.000	29.866	1:11.018	-	2:49.884
1	48.037	26.280	20.186	48.19	1:34.503
2	43.249	26.335	20.094	155.52	1:29.678
3	44.011	26.219	19.941	155.03	1:30.171
4	43.516	26.059	20.307	155.88	1:29.882
5	43.105	26.089	20.300	153.63	1:29.495
6	42.827	25.641	20.199	162.38	1:28.667
7	42.908	25.693	20.108	153.01	1:28.709
8	42.987	25.714	20.275	151.31	1:28.975
9	43.008	25.573	20.144	150.41	1:28.725
10	42.836	25.842	20.345	151.65	1:29.023
11	43.031	25.736	20.313	151.68	1:29.080
12	42.949	25.742	20.252	151.18	1:28.943
13	43.110	26.070	20.190	152.02	1:29.370
14	43.122	25.878	20.392	151.82	1:29.392
15	43.202	25.985	20.314	151.78	1:29.500
16	43.348	26.030	20.386	151.31	1:29.765
17	43.390	26.133	20.378	151.58	1:29.902
18	43.557	26.270	22.822	151.01	1:32.650
AVG	43.455	26.166	20.386	139.45	1:29.802
IDEAL	42.827	25.573	19.941	162.38	1:28.341

75 Huntley Nash
Yamaha YZF-R6

LAP	SEG 1	SEG 2	SEG 3	SPEED	LAPTIME
0	55.146	34.722	5:15.252	-	6:45.120
0	5:09.290	4:50.538	15:36.746	0.26	16:53.149 P
0	56.236	27.363	1:32.456	-	2:56.055
1	47.001	26.383	20.280	56.39	1:33.664
2	43.425	26.405	20.185	153.74	1:30.014
3	43.772	26.106	20.092	155.17	1:29.970
4	43.479	26.068	20.311	155.03	1:29.858
5	43.204	26.146	20.388	153.39	1:29.738
6	43.387	26.076	20.228	160.09	1:29.691

P - lap ended in the pits - lap ended on a red flag Average laptime is the average of laptimes within 120% of the rider's fastest lap in this session



AMA Pro SuperSport East

INDIVIDUAL TIMES - SUPERSPORT RACE 2

75 Huntley Nash
Yamaha YZF-R6

LAP	SEG 1	SEG 2	SEG 3	SPEED	LAPTIME
7	43.109	26.108	20.283	155.35	1:29.500
8	43.335	26.182	20.336	152.84	1:29.853
9	43.188	26.253	20.314	153.01	1:29.755
10	43.180	26.157	20.326	153.53	1:29.663
11	43.377	26.103	20.291	153.91	1:29.771
12	43.263	26.204	20.423	153.25	1:29.891
13	43.235	26.085	20.366	153.60	1:29.686
14	43.223	26.197	20.401	153.36	1:29.820
15	43.362	26.204	20.418	153.39	1:29.983
16	43.355	26.097	20.493	152.98	1:29.945
17	43.370	26.196	20.484	152.50	1:30.050
18	43.464	26.376	20.447	153.01	1:30.287
AVG	43.288	26.180	20.382	153.39	1:29.850
IDEAL	43.109	26.068	20.092	160.09	1:29.269

77 Eric Stump
Yamaha YZF-R6

LAP	SEG 1	SEG 2	SEG 3	SPEED	LAPTIME
0	1:10.965	36.617	5:19.619	-	7:07.200
0	5:11.032	4:51.472	15:20.594	0.26	16:47.274 P
0	1:05.711	29.992	1:24.410	-	3:00.112
1	48.799	27.031	20.706	68.44	1:36.535
2	44.025	26.522	20.432	153.91	1:30.978
3	43.967	26.779	20.749	155.67	1:31.495
4	44.572	26.322	20.665	153.84	1:31.558
5	44.144	26.413	20.663	156.34	1:31.219
6	44.119	27.084	20.682	153.98	1:31.886
7	44.465	26.437	20.379	154.19	1:31.281
8	44.414	26.338	20.368	153.39	1:31.121
9	44.435	26.367	20.445	155.49	1:31.246
10	43.665	26.143	20.334	154.85	1:30.142
11	43.845	26.249	20.524	152.70	1:30.618
12	44.198	26.264	20.467	151.75	1:30.929
13	44.016	26.028	20.333	153.05	1:30.377
14	44.121	26.283	20.497	154.61	1:30.901
15	44.552	26.525	20.462	154.54	1:31.539
16	44.181	26.714	20.662	150.18	1:31.557
17	44.040	26.044	20.462	150.74	1:30.546
18	43.864	26.278	20.619	150.54	1:30.760
AVG	44.412	26.622	20.525	140.97	1:31.372
IDEAL	43.665	26.028	20.333	156.34	1:30.025

82 Daniel Guevara
Suzuki GSX-R600

LAP	SEG 1	SEG 2	SEG 3	SPEED	LAPTIME
0	1:10.470	39.059	5:13.095	-	7:02.623
0	5:12.480	4:51.430	15:20.152	0.25	16:47.766 P
0	1:11.995	30.158	1:18.673	-	3:00.827
1	50.122	26.863	20.667	58.66	1:37.652
2	1:11.739	26.954	21.294	150.21	1:59.987
3	44.709	26.651	21.006	147.39	1:32.366
4	44.616	26.544	20.856	147.55	1:32.016

5	44.545	26.794	20.914	153.08	1:32.253
6	44.583	26.642	21.139	147.52	1:32.364
7	44.709	26.572	21.159	147.80	1:32.440
8	44.515	26.602	21.043	146.00	1:32.159
9	44.576	26.645	20.815	146.69	1:32.036
10	44.663	26.557	21.108	146.34	1:32.327
11	44.436	26.436	21.299	146.88	1:32.170
12	44.693	26.507	20.862	147.13	1:32.061
13	44.558	26.383	20.648	148.90	1:31.589
14	1:08.287	32.810	21.165	146.38	2:02.262
15	48.211	27.078	21.108	143.78	1:36.397
16	48.958	26.821	20.894	145.94	1:36.672
17	45.099	27.345	20.950	144.79	1:33.394
AVG	45.471	26.908	20.991	135.18	1:33.134
IDEAL	44.436	26.383	20.648	153.08	1:31.468

97 Nicholas Hansen
Suzuki GSX-R600

LAP	SEG 1	SEG 2	SEG 3	SPEED	LAPTIME
0	1:08.306	39.344	5:14.745	-	7:02.394
0	5:12.433	4:51.933	15:28.383	0.25	16:57.363 P
0	1:05.337	30.901	1:14.671	-	2:50.908
1	48.342	26.676	20.863	60.01	1:35.881
2	44.250	26.406	20.713	150.81	1:31.368
3	44.309	26.430	20.769	152.06	1:31.507
4	44.430	26.399	20.780	149.29	1:31.609
5	44.159	26.325	20.820	148.67	1:31.304
6	44.337	26.936	20.850	148.58	1:32.122
7	44.157	26.499	20.812	148.58	1:31.468
8	44.040	26.133	20.928	147.58	1:31.101
9	44.453	26.131	20.759	150.54	1:31.343
10	44.096	26.104	20.602	148.06	1:30.802
AVG	44.657	26.813	20.790	127.68	1:31.851
IDEAL	44.040	26.104	20.602	152.06	1:30.746

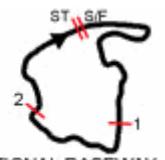
314 Charlie Long
Suzuki GSX-R600

LAP	SEG 1	SEG 2	SEG 3	SPEED	LAPTIME
0	1:10.608	36.257	5:26.051	-	7:12.916
0	5:17.140	5:10.034	15:10.840	0.25	16:37.575 P
0	1:08.565	29.144	1:30.450	-	3:08.158
1	49.903	27.523	21.360	74.47	1:38.785
2	45.373	27.185	21.191	151.05	1:33.749
3	45.479	28.218	21.655	150.02	1:35.351
4	45.597	27.489	21.381	144.33	1:34.466
5	45.026	27.781	21.500	149.13	1:34.307
6	45.524	27.535	21.329	146.03	1:34.389
7	45.198	27.339	21.050	148.90	1:33.588
8	44.726	27.463	21.186	149.33	1:33.375
9	45.048	27.321	21.195	147.68	1:33.564
10	45.029	27.304	21.500	145.81	1:33.833
11	45.039	27.636	21.915	147.07	1:34.590
12	45.759	27.621	21.906	145.78	1:35.286
13	45.392	27.890	21.687	146.53	1:34.968
14	45.679	27.845	21.625	145.50	1:35.149
15	45.855	28.061	21.578	145.72	1:35.494

P - lap ended in the pits R - lap ended on a red flag Average laptime is the average of laptimes within 120% of the rider's fastest lap in this session

AMA PRO ROAD RACING
 SUZUKI WHITE LIGHTNING AMA PRO SUPERBIKE NATIONALS
 VIRGINIA INTERNATIONAL RACEWAY - ALTON, VA
 ROUND 15 OF 19 - AUGUST 13-15, 2010

16C



VIRGINIA INTERNATIONAL RACEWAY

AMA Pro SuperSport East

INDIVIDUAL TIMES - SUPERSPORT RACE 2

314 Charlie Long
 Suzuki GSX-R600

LAP	SEG 1	SEG 2	SEG 3	SPEED	LAPTIME
16	45.701	27.881	21.641	145.22	1:35.223
17	46.072	28.282	22.745	144.58	1:37.099
18	47.554	27.715	22.091	106.45	1:37.360
AVG	46.442	27.960	22.159	132.08	1:36.561
IDEAL	44.726	27.185	21.050	151.05	1:32.961

700 David Gaviria
 Kawasaki Ninja ZX-6R

LAP	SEG 1	SEG 2	SEG 3	SPEED	LAPTIME
0	5:51.597	39.385	5:12.212	-	-
0	5:10.883	4:48.519	5:02.148	0.26	6:29.884 P
0	11:29.900	29.878	1:18.057	-	13:17.835
1	50.229	27.216	21.627	64.27	1:39.072
2	44.423	26.287	20.649	146.09	1:31.359
3	51.040	26.635	20.669	151.01	1:38.344
4	44.089	26.120	20.709	147.45	1:30.918
5	45.322	26.569	20.901	149.75	1:32.792
6	44.587	26.575	21.074	148.45	1:32.236
7	44.425	26.468	20.924	149.26	1:31.817
8	44.406	26.289	20.816	147.87	1:31.512
9	44.396	26.380	21.026	148.71	1:31.803
10	44.691	26.341	20.701	145.10	1:31.733
11	44.231	26.452	20.972	149.29	1:31.655
12	44.421	26.557	20.918	149.10	1:31.895
13	44.247	26.378	20.725	149.92	1:31.349
14	44.294	26.232	20.740	149.78	1:31.266
15	44.436	26.328	20.883	149.85	1:31.647
16	44.300	26.276	20.586	150.74	1:31.162
17	44.512	26.353	20.783	149.46	1:31.649
18	44.275	26.719	21.450	149.59	1:32.445
AVG	45.129	26.634	20.897	136.63	1:32.481
IDEAL	44.089	26.120	20.586	151.01	1:30.795

P - lap ended in the pits - lap ended on a red flag Average laptime is the average of laptimes within 120% of the rider's fastest lap in this session